



Attendance and Lesson Monitor Reports in SIMS .net

Post Primary and Special Schools using Timetable
Autumn 2025

DE have published **Attendance Guidance & Absence Recording By Schools – Circular 2025/09**

There are a number of changes to attendance codes that will impact the recording of attendance in the SMS in the **2025/2026** academic year.

Contents

Contents	53
Introduction	1
SIMS .net Documentation and Online Help	2
Individual Student Reports	3
Registration Certificate	3
Individual Session Summary Report.....	4
Individual Register Report (LM)	5
Individual Subject Attendance Summary (LM)	6
Whole Group Student Reports	7
Student Analysis by Attendance Code Report	7
Today's Register Report.....	8
Student's School Career Attendance Report	9
Official Register	10
Student Analysis by AM/PM Report.....	11
Student Yearly Attendance Report	12
Student Analysis by Session in Week Report.....	13
Persistent Absence Report.....	14
Class Register Report (LM)	16
Full Register Report (LM)	17
Lesson Attendance by Subjects (LM)	18
Student Analysis by Attendance Category Report	19
Lesson Attendance by Classes (LM)	20
Student Weekly Lesson Attendance Report (LM)	21
Absence Tier Report (<i>new December 2022</i>).....	22
Selected Student Reports	23
Percentage Attendance Report	23
Missing Session Marks Report	24
Continuous Absence Report.....	25
Session Absences Report	26
First Day of Absence Report.....	27
Unexplained Absences Report	28
Joint Absence Detection Report	29
Sibling Absence Detection Report	30
Broken Weeks Report	31
Missed Curriculum Report	32
Students with Chosen Code Report.....	33
New Absentees Report (LM)	34
Lesson Absences Reports (LM)	35
Minutes Late Report.....	36

Comments Report	37
Compare Marks by Column Report (LM)	38
Periods with Chosen Code Report (LM)	39
Meal List Report	40
Group Reports	41
Group Analysis by Attendance Category Report.....	41
School Prospectus Analysis Report.....	42
Group Analysis by Code Report	43
Group Session Summary Report.....	44
Group Weekly Analysis Report.....	45
Group Analysis by AM/PM Report	46
Group Analysis by Session in Week Report	47
Group Analysis by STAR Field Report.....	48
Group Analysis by Vulnerability Report	49
Post Registration Absence Report (LM).....	50
Group Weekly Lesson Attendance Report (LM).....	51
School Holidays and Closures Planner (<i>new February 2020</i>)	52
Module Reports	53
History of Changes Report	53
Registers with Missing Marks Report (LM)	54

Version History

September 2025

DE Circular Update (August 2025)

- Attendance Guidance & Absence Recording by Schools 2025/09

October 2024

DE Circular Update (August 2024)

- Attendance Guidance & Absence Recording by Schools 2024/13

October 2023

DE Circular Update

- Attendance Guidance & Absence Recording by Schools 2023/11

December 2022

Absence Tier Report

- Further information on Absence Tier Reporting can be found on the DE website- [Guidance for Schools - A new approach to pupil attendance reporting using absence tiers](#)

NOTE: It is essential that the August pre-term holiday is recorded correctly when editing the academic year. This pre-term holiday must contain code # ***Holiday for All***.

The code ! ***No Attendance Required*** should only be used as described in DE Circular 2025/09 Attendance Guidance and Absence Recording by Schools.

DE Circular 2025/09 advises schools not to use attendance codes **F()**
I (replaced with **I1**) **O** (replaced with **O1**).

DE Circular 2025/09 new codes **I4 Illness (Emotionally Based School Non-Attendance)** **O2 Temporary Exceptions to the Curriculum**

Introduction

Attendance and Lesson Monitor reports are grouped into 5 categories:

- **Individual Pupil reports**
- **Whole Group Pupil reports**
- **Selected Pupil reports**
- **Group reports**
- **Module reports**

Students included in attendance and lesson monitor reports are those who were on-roll or Guests at the school during the selected date range. This includes students who left or joined the school within this time-period. The reports are accessed in SIMS .net by selecting **Reports | Attendance** or **Reports | Lesson Monitor**. Each report requires additional parameters to be selected in various report browsers before printing (e.g. Group Type, Date Range). Reports can easily be generated for previous years by entering the required dates.

The Report Browser varies with each selected report; an example is shown below:

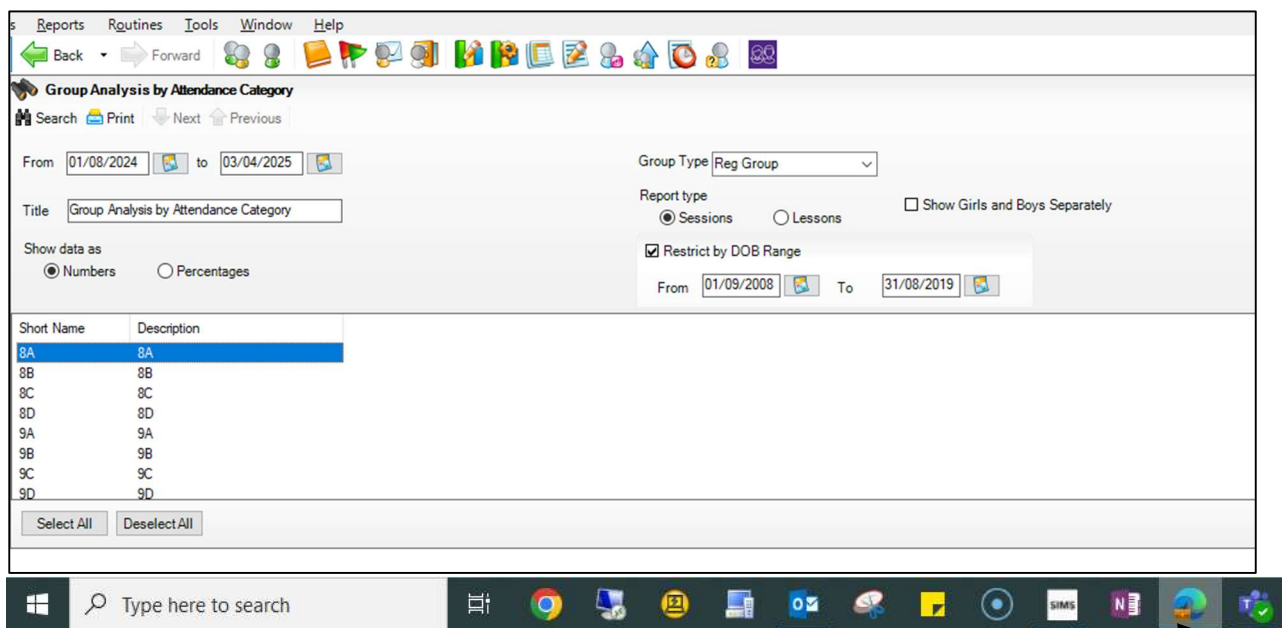
Short Name	Description
8A	8A
8B	8B
8C	8C
8D	8D
9A	9A
9B	9B
9C	9C
9D	9D
10A	10A
10B	10B
10C	10C
10D	10D
11A	11A
11B	11B
11C	11C

The **Title** of the Report may be changed by typing a new name in the **Title** box.

The **Run a Screen Based Report** window appears when the button is clicked. The Layout and Output options default to the settings shown below:

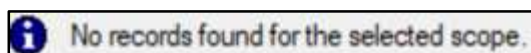
Click to run the report.

Reports in **Attendance and Lesson Monitor in SIMS .net** open in a web browser. Sometimes the web browser does not open on the screen but is minimised on the task bar.



Click here to bring report to screen

If there is no output for a report, e.g. there are no missing marks for the selected period, the report will not run.




The message **No records found for the selected scope** is displayed in the taskbar in the bottom left corner of the screen.

SIMS .net Documentation and Online Help

Additional information on Attendance Letters can be found in the **Lesson Monitor in SIMS** handbook, which can be viewed in the SIMS Home Page Documentation Centre.



All handbooks can be accessed from the Home Page. They are launched by clicking the Documentation. Select Handbooks and choose the relevant Handbook. Or click on the relevant role e.g. Administrator and choose a handbook e.g. Attendance/Lesson Monitor. These are large documents and will open in Adobe Acrobat reader with default settings to allow navigation through the Sections.

Additional information can also be accessed by clicking the context sensitive, online help in SIMS.net.  Help

A sample of Attendance and Lesson Monitor reports are shown on the following pages; the details at the top of each page indicate the parameters that were selected before running the report. Reports which are only available in Lesson Monitor will have (LM) displayed after the title.

Individual Student Reports

Registration Certificate

The **Registration Certificate** shows a pupil's attendance for each session in the academic year. The date range can be specified for any academic year. It can be printed for an Individual Pupil, Reg Group or the Whole School and is very useful to review a pupil's annual attendance e.g. for the EWO.

- Select **Reports | Lesson Monitor | Individual Student Reports | Registration Certificate Report**

Registration Certificate Report

From: to:
Group Type:

Title:

 Show Summary
 Show Key To Codes

Registration Certificate - Brown, Charles 8B

2025-2026	Summary 01/08/2025 AM - 30/09/2025 PM	Sessions	%
w/b	Attendances	42	100.00
28/07/2025	Authorised absences	0	0.00
04/08/2025	Unauthorised absences	0	0.00
11/08/2025	Possible Attendances	42	
18/08/2025	Including		
25/08/2025	Approved Ed. Activity	0	0.00
01/09/2025	Lates before reg closed	0	0.00
08/09/2025	Lates after reg closed	0	0.00
15/09/2025	Unexplained absences	0	0.00
22/09/2025	Key to Codes		
29/09/2025	/ Present (AM)		
06/10/2025	\ Present (PM)		
13/10/2025	A Artistic Endeavour		
20/10/2025	B Bereavement		
27/10/2025	C Suspended		
03/11/2025	D Did not provide a reason		
10/11/2025	G Family holiday (not agreed)		
17/11/2025	H Other absence		
24/11/2025	I1 Illness General		
01/12/2025	I4 Emotionally based school non attendance (EBSNA)		
08/12/2025	J Extended Leave with Consent		
15/12/2025	L Late (before reg closed)		
22/12/2025	M Medical/Dental appts		
29/12/2025	N No reason yet provided for absence		
05/01/2026	O1 Other exceptional circumstance		
12/01/2026	O2 Temporary exceptions to the curriculum		
19/01/2026	P Approved Sporting Activity		
26/01/2026	R Religious Observance		
02/02/2026	S Study Leave		
09/02/2026	U Late (after reg closed)		
16/02/2026	V Educational visit		
23/02/2026	W Work experience		
02/03/2026	X Only staff should attend		
09/03/2026	Y Exceptional closure		
16/03/2026	1 AEP (ELB)		
23/03/2026	2 Home/hospital tuition (ELB)		
30/03/2026	3 Elective Home Education		
06/04/2026	4 Pupil Referral Unit		
	5 Another mainstream school (EF)		
	6 Training Organisation (EF)		
	7 FE College (EF)		
	8 Intensive Support Learning Unit		
	9 CAMHS		
	- All should attend/no mark recorded		
	! No attendance required		
	# Holiday for all		
	+ Not on roll		

Individual Session Summary Report

- Select Reports | Lesson Monitor | Individual Student Reports | Individual Session Summary Report

Individual Session Summary Report

Search Print

From 01/08/2024 to 03/04/2025 Group Type Reg Group

Title Individual Session Summary

Short Name	Description
8A	8A
8B	8B
8C	8C

Individual Session Summary		
Allen, Megan - 8B		
Summary 01/08/2024 AM - 03/04/2025 PM	Sessions	%
Attendances	270	100.00
Authorised absences	0	0.00
Unauthorised absences	0	0.00
Possible Attendances	270	
Including		
Approved Ed. Activity	0	0.00
Lates before reg closed	0	0.00
Lates after reg closed	0	0.00
Unexplained absences	0	0.00
Individual Session Summary		
Anderson, Jack - 8B		
Summary 01/08/2024 AM - 03/04/2025 PM	Sessions	%
Attendances	270	100.00
Authorised absences	0	0.00
Unauthorised absences	0	0.00
Possible Attendances	270	
Including		
Approved Ed. Activity	0	0.00
Lates before reg closed	0	0.00
Lates after reg closed	0	0.00
Unexplained absences	0	0.00
Individual Session Summary		
Ansell, Richard - 8B		
Summary 01/08/2024 AM - 03/04/2025 PM	Sessions	%
Attendances	270	100.00
Authorised absences	0	0.00
Unauthorised absences	0	0.00
Possible Attendances	270	
Including		
Approved Ed. Activity	0	0.00
Lates before reg closed	0	0.00
Lates after reg closed	0	0.00
Unexplained absences	0	0.00

Individual Register Report (LM)

- Select Reports | Lesson Monitor | Individual Student Reports | Individual Register Report

Individual Register Report

Search
 Print

From to
Group Type

Title

 Show key to codes
 Show Analysis

Individual Register Report - Agnew, Mark 8A

Date Range: 01/09/2025 to 30/09/2025

Scope: Reg Group

Week Beginning	Mon										Tue										Wed										Thu										Fri																								
	A	REG	1	2	3	4	5	6	7	P	8	9	10	A	REG	1	2	3	4	5	6	7	P	8	9	10	A	REG	1	2	3	4	5	6	7	P	8	9	10	A	REG	1	2	3	4	5	6	7	P	8	9	10	A	REG	1	2	3	4	5	6	7	P	8	9	10
01/09/2025	/	/	/	/	/	/	/	/	/	/	/	/	/	/	/	/	/	/	/	/	/	/	/	/	/	/	/	/	/	/	/	/	/	/	/	/	/	/	/	/	/	/	/	/	/	/	/	/	/	/	/	/	/	/	/	/	/	/	/	/	/	/	/	/	/
08/09/2025	/	/	/	/	/	/	/	/	/	/	/	/	/	/	/	/	/	/	/	/	/	/	/	/	/	/	/	/	/	/	/	/	/	/	/	/	/	/	/	/	/	/	/	/	/	/	/	/	/	/	/	/	/	/	/	/	/	/	/	/	/	/	/	/	/
15/09/2025	/	/	/	/	/	/	/	/	/	/	/	/	/	/	/	/	/	/	/	/	/	/	/	/	/	/	/	/	/	/	/	/	/	/	/	/	/	/	/	/	/	/	/	/	/	/	/	/	/	/	/	/	/	/	/	/	/	/	/	/	/	/	/	/	/
22/09/2025	/	/	/	/	/	/	/	/	/	/	/	/	/	/	/	/	/	/	/	/	/	/	/	/	/	/	/	/	/	/	/	/	/	/	/	/	/	/	/	/	/	/	/	/	/	/	/	/	/	/	/	/	/	/	/	/	/	/	/	/	/	/	/	/	/
29/09/2025	/	/	/	/	/	/	/	/	/	/	/	/	/	/	/	/	/	/	/	/	/	/	/	/	/	/	/	/	/	/	/	/	/	/	/	/	/	/	/	/	/	/	/	/	/	/	/	/	/	/	/	/	/	/	/	/	/	/	/	/	/	/	/	/	/

Analysis	Teacher	Possible	Attends	Authorised	Unauthorised	%Att
8A/Em1	Mr J. Atkinson	4	4	0	0	100.0
8A/En1	Mrs S. Mason	25	21	0	4	84.0
8A/Fr1	Mrs C. Jacobson	8	7	0	1	87.5
8A/Gg1	Mrs S. Edwards	14	13	0	1	92.9
8A/H1	Miss M. Anderson	13	12	0	1	92.3
8A/Mu1	Mr R. Williams	9	8	0	1	88.9
8A/Pe1	Mr A. Gray	18	12	0	4	75.0
8A/Re1	Mrs C. Jacobson	8	6	0	2	75.0
8A/Sc1	Mr G. Smyth	22	20	0	2	90.9
8A/Sp1	Mrs J. Lebon	9	9	0	0	100.0
8A/Ma1	Miss K. Singh	25	21	0	4	84.0
8A/Lu1		21	18	0	3	85.7
8C4/Es	Mr G. Korsin	8	6	0	2	75.0
8GR/Pc	Mrs G. Ratcliffe	4	3	0	1	75.0
8GR/Rg	Mrs G. Ratcliffe	21	18	0	3	85.7
8P1/Ar	Mrs F. Turner	8	6	0	2	75.0
8P1/He	Mrs P. Boston	8	8	0	0	100.0
8P1/TI	Mr P. Brown	8	6	0	2	75.0
All lessons		231	198	0	33	85.7
Sessions		42	36	0	6	85.7

Key to codes		
/ Present (AM)	M Medical/Dental appts	3 Elective Home Education
\ Present (PM)	N No reason yet provided for absence	4 Pupil Referral Unit
A Artistic Endeavour	01 Other exceptional circumstance	5 Another mainstream school (EF)
B Bereavement	02 Temporary exceptions to the curriculum	6 Training Organisation (EF)
C Suspended	F Approved Sporting Activity	7 FE College (EF)
D Did not provide a reason	R Religious Observance	8 Intensive Support Learning Unit
G Family holiday (not agreed)	S Study Leave	9 CAMHS
H Other absence	U Late (after reg closed)	- All should attend/no mark recorded
I1 Illness General	V Educational visit	! No attendance required
I9 Emotionally based school non attendance (EBSNA)	W Work experience	+ More than one mark
J Extended Leave with Consent	1 AEP (ELB)	□ No lesson timetabled
L Late (before reg closed)	2 Home/hospital tuition (ELB)	

Individual Subject Attendance Summary (LM)

- Select Reports | Lesson Monitor | Individual Student Reports | Individual Subject Attendance Summary

Individual Student's Attendance Summary by Subject

Search Print

From: to Group Type:

Title: Show lates

Count AEA as Present Show session attendance

Individual Student's Attendance Summary by Subject - Adriana Balas

Periods attended during 03/03/2025 - 03/04/2025

Subject	Possible	Present	Percentage	Lates
Art & Design	8	4	50.00%	0
Citizenship	10	6	60.00%	0
Employability	4	2	50.00%	0
English	26	14	54.00%	0
French	8	4	50.00%	0
Geography	15	9	60.00%	0
History	14	8	57.00%	0
Home Economics-F	8	4	50.00%	0
LUNCH	23	13	57.00%	0
Mathematics	28	16	57.00%	0
Music	10	6	60.00%	0
Pastoral Dev	5	3	60.00%	0
Physical Educati	18	10	56.00%	0
Registration	23	13	57.00%	0
Religious Educat	10	6	60.00%	0
Science	24	14	58.00%	0
Spanish	9	5	56.00%	0
Technology & Des	10	6	60.00%	0

Overall lesson attendance 56.52%

Session Attendance - Adriana Balas

Sessions (half-days) attended during 03/03/2025 - 03/04/2025

	Possible	Present	Percentage	Lates
AM registration	23	23	100.00%	0
PM registration	23	23	100.00%	0

Overall session attendance 100.00%

Whole Group Student Reports

Student Analysis by Attendance Code Report

- Select Reports | Lesson Monitor | Whole Group Student Reports | Student Analysis by Attendance Code Report

Pupil Analysis by Attendance Code Report

Search Print

From to

Group Type

Title

Show Key to Codes

Show Values As
 Numbers
 Percentages

Pupil Analysis By Attendance Code

Period: 01/09/2025 to 30/09/2025
 Scope: Reg Group 8A
 Number of sessions

Name	Reg	/	\	A	B	C	D	G	H	I	I4	L	M	N	O1	O2	P	R	S	U	V	W	1	2	4	5	6	7	8	9	-	Poss
Agnew, Mark	8A	18	18					6																								42
Anderson, Elaine	8A	21	21																													42
Anderson, Emily	8A	21	21																													42
Balas, Adriana	8A	19	19								4																					42
Balik, Jakob	8A	20	20							2																						42
Balinski, Cyla	8A	21	21																													42
Beckford, Juliette	8A	21	21																													42
Blackmore, Darren	8A	21	21																													42
Bond, Craig	8A	21	21																													42
Bond, Katie	8A	21	21																													42
Borkowski, Petra	8A	20	20					2																								42
Boyle, Sharon	8A	21	21																													42
Buckley, Helene	8A	21	21																													42
Burgess, Jacob	8A	21	21																													42
Dunn, Laura	8A	21	21																													42
Fisher, Angela	8A	21	21																													42
Fisher, Anna	8A	21	21																													42
Granger, Susan	8A	21	21																													42
Hardy, Thomas	8A	21	21																													42
Humphries, Isabella	8A	21	21																													42
Mantle, Jonathan	8A	21	21																													42
Meenan, Karen	8A	21	21																													42
O' Doherty, Ciara	8A	21	21																													42
O' Loan, Summer	8A	21	21																													42
Phillips, Sophie	8A	21	21																													42
Totals		518	518				2	6		2	4																				1050	

Key to codes		
/ Present (AM)	N No reason yet provided for absence	3 Elective Home Education
\ Present (PM)	O1 Other exceptional circumstance	4 Pupil Referral Unit
A Artistic Endeavour	O2 Temporary exceptions to the curriculum	5 Another mainstream school (EF)
B Bereavement	P Approved Sporting Activity	6 Training Organisation (EF)
C Suspended	R Religious Observance	7 FE College (EF)
D Did not provide a reason	S Study Leave	8 Intensive Support Learning Unit
G Family holiday (not agreed)	U Late (after reg closed)	9 CMHS
H Other absence	V Educational visit	- All should attend/no mark recorded
I1 Illness General	W Work experience	! No attendance required
I4 Emotionally based school non attendance (EBSNA)	X Only staff should attend	# Holiday for all
J Extended Leave with Consent	Y Exceptional closure	+ Not on roll
L Late (before reg closed)	1 AEP (ELB)	
M Medical/Dental appts	2 Home/hospital tuition (ELB)	

Today's Register Report

This report is intended for use during **emergency evacuation procedures, e.g. fire drills**. When the menu route is selected, the print dialog is displayed immediately. The report shows the date, the registration group and all of today's marks for each student. Each registration group is printed on a separate page, allowing the distribution of registration lists to the appropriate registration tutor.

- **Select Reports | Lesson Monitor | Whole Group Student Reports | Today's Register Report**

Today's Register - Friday 04/04/2025

Reg Group 8A Mrs G. Ratcliffe

	AM	REG	1	2	3	4	5	6	7	PM	8	9	10
Agnew, Mark	/	/	/	/	/	/	/	/	/	\	/	/	/
Anderson, Elaine	/	/	/	/	/	/	/	/	/	\	/	/	/
Anderson, Emily	/	/	/	/	/	/	/	/	/	\	/	/	/
Balas, Adriana	/	/	/	/	/	/	/	/	/	\	/	/	/
Balik, Jakob	/	/	/	/	/	/	/	/	/	\	/	/	/
Balinski, Cyla	/	/	/	/	/	/	/	/	/	\	/	/	/
Beckford, Juliette	/	/	/	/	/	/	/	/	/	\	/	/	/
Blackmore, Darren	/	/	/	/	/	/	/	/	/	\	/	/	/
Bond, Craig	/	/	/	/	/	/	/	/	/	\	/	/	/
Bond, Katie	/	/	/	/	/	/	/	/	/	\	/	/	/
Borkowski, Petra	/	/	/	/	/	/	/	/	/	\	/	/	/
Boyle, Sharon	/	/	/	/	/	/	/	/	/	\	/	/	/
Buckley, Helene	/	/	/	/	/	/	/	/	/	\	/	/	/
Burgess, Jacob	/	/	/	/	/	/	/	/	/	\	/	/	/
Dunn, Laura	/	/	/	/	/	/	/	/	/	\	/	/	/
Fisher, Angela	/	/	/	/	/	/	/	/	/	\	/	/	/
Fisher, Anna	/	/	/	/	/	/	/	/	/	\	/	/	/
Granger, Susan	/	/	/	/	/	/	/	/	/	\	/	/	/
Humphries, Isabella	/	/	/	/	/	/	/	/	/	\	/	/	/
Mantie, Jonathan	/	/	/	/	/	/	/	/	/	\	/	/	/
Meenan, Karen	/	/	/	/	/	/	/	/	/	\	/	/	/
O' Doherty, Ciara	/	/	/	/	/	/	/	/	/	\	/	/	/
O' Loan, Summer	/	/	/	/	/	/	/	/	/	\	/	/	/
Philips, Sophie	/	/	/	/	/	/	/	/	/	\	/	/	/

Student's School Career Attendance Report

- Select Reports | Lesson Monitor | Whole Group Student Reports | Student's School Career Attendance Report

Pupils' School Career Attendance Report

Search Print

Date:

Group Type:

Title:

Pupils' School Career Attendance

Effective Date: 04/04/2025
 Scope: Reg Group 8A
 Number of Sessions

Name	DOB	DOA	DOL	Attendances	Authorised Absences	Unauthorised Absences	Max Possible	% Attend
Agnew, Mark	03/01/2012	28/08/2023		467	93	84	644	72.5
Anderson, Elaine	28/03/2007	03/09/2018		1914	245	355	2520	76
Anderson, Emily	19/02/2007	03/09/2018		2492	0	28	2520	98.9
Balas, Adriana	05/08/2006	03/09/2018		1987	189	344	2520	78.8
Balik, Jakob	25/10/2006	03/09/2018		1904	207	409	2520	75.6
Balinski, Cyla	14/03/2007	03/09/2018		2480	2	38	2520	98.4
Beckford, Juliette	17/03/2007	03/09/2018		2518	2	0	2520	99.9
Blackmore, Darren	02/03/2007	03/09/2018		2496	4	20	2520	99
Bond, Craig	29/12/2006	03/09/2018		2518	0	2	2520	99.9
Bond, Katie	13/12/2006	03/09/2018		2493	3	24	2520	98.9
Borkowski, Petra	05/09/2006	03/09/2018		1936	186	398	2520	76.8
Boyle, Sharon	27/08/2006	03/09/2018		2324	31	160	2520	92.2
Buckley, Helene	09/12/2006	03/09/2018		2504	0	16	2520	99.4
Burgess, Jacob	21/10/2006	03/09/2018		2510	10	0	2520	99.6
Dunn, Laura	11/11/2006	03/09/2018		2500	10	10	2520	99.2
Fisher, Angela	01/01/2007	03/09/2018		2508	12	0	2520	99.5
Fisher, Anna	01/01/2007	03/09/2018		2498	22	0	2520	99.1
Granger, Susan	01/02/2007	03/09/2018		2512	0	8	2520	99.7
Humphries, Isabella	12/11/2006	03/09/2018		2028	156	336	2520	80.5
Mantle, Jonathan	26/02/2007	03/09/2018		2520	0	0	2520	100
Meenan, Karen	28/02/2007	03/09/2018		2520	0	0	2520	100
O' Doherty, Ciara	23/03/2007	03/09/2018		2519	1	0	2520	100
O' Loan, Summer	23/03/2007	03/09/2018		2509	1	10	2520	99.6
Philips, Sophie	18/07/2006	03/09/2018		2518	2	0	2520	99.9

*Attendances and %Attend include both Present and Approved Educational Activity
 Missing marks have been ignored*

Student Analysis by AM/PM Report

This report lists the pupil's attendance by AM and PM sessions.

- Select **Reports | Lesson Monitor | Whole Group Student Reports | Student Analysis by AM/PM Report**

Pupil Analysis by AM/PM Report

Search
 Print

From to
Group Type

Title

Show Values As
 Numbers
 Percentages

Pupil Analysis by AM/PM													
Period:		01/08/2024 to 24/09/2024											
Scope:		Reg Group 8B											
Number of sessions													
Name	Reg	Present		AEA		Authorised		Unauthorised		Possible		% Attend	
		AM	PM	AM	PM	AM	PM	AM	PM	AM	PM	AM	PM
Allen, Megan	8B	17	17	0	0	0	0	0	0	17	17	100.0	100.0
Anderson, Jack	8B	17	17	0	0	0	0	0	0	17	17	100.0	100.0
Ansell, Richard	8B	17	17	0	0	0	0	0	0	17	17	100.0	100.0
Balinski, Fil	8B	17	17	0	0	0	0	0	0	17	17	100.0	100.0
Boman, Chloe	8B	17	17	0	0	0	0	0	0	17	17	100.0	100.0
Brown, Charles	8B	17	17	0	0	0	0	0	0	17	17	100.0	100.0
Byrne, Samuel	8B	17	17	0	0	0	0	0	0	17	17	100.0	100.0
Dawson, Laura	8B	17	17	0	0	0	0	0	0	17	17	100.0	100.0
Duffy, Lindsay	8B	17	17	0	0	0	0	0	0	17	17	100.0	100.0
Ferguson, Liam	8B	17	17	0	0	0	0	0	0	17	17	100.0	100.0
Freeman, James	8B	17	17	0	0	0	0	0	0	17	17	100.0	100.0
Fryer, Martin	8B	17	17	0	0	0	0	0	0	17	17	100.0	100.0
Greer, Angela	8B	17	17	0	0	0	0	0	0	17	17	100.0	100.0
Hagen, Janine	8B	17	17	0	0	0	0	0	0	17	17	100.0	100.0
Hansen, Thomas	8B	17	17	0	0	0	0	0	0	17	17	100.0	100.0
Harkin, Peter	8B	17	17	0	0	0	0	0	0	17	17	100.0	100.0
Mc Glinchey, Michael	8B	17	17	0	0	0	0	0	0	17	17	100.0	100.0
McAreavey, Greg	8B	17	17	0	0	0	0	0	0	17	17	100.0	100.0
Moore, Thomas	8B	17	17	0	0	0	0	0	0	17	17	100.0	100.0
O'Driscoll, Sinead	8B	17	17	0	0	0	0	0	0	17	17	100.0	100.0
Stone, Nicola	8B	17	17	0	0	0	0	0	0	17	17	100.0	100.0
Wearne, Michelle	8B	17	17	0	0	0	0	0	0	17	17	100.0	100.0
Weller, Brian	8B	17	17	0	0	0	0	0	0	17	17	100.0	100.0
Williams, Paul	8B	17	17	0	0	0	0	0	0	17	17	100.0	100.0
Totals		408	408	0	0	0	0	0	0	408	408	100.0	100.0

%Attend includes both Present and Approved Educational Activity

Student Yearly Attendance Report

(Prior to running this report, it is advisable to run the Missing Marks Report and deal with any missing marks through the routine **Focus | Lesson Monitor | Deal with Missing Marks**).

This report summarises pupils' attendance for each year from date of admission to date of leaving. By putting the date back, the report shows pupils who were on-roll then.

- **Select Reports | Lesson Monitor | Whole Group Student Reports | Student Yearly Attendance Report**

Pupils' Yearly Attendance Report

Search
 Print

Date:
Group Type:

Title:

Pupils' Yearly Attendance								
Effective Date:		04/04/2025						
Scope:		Reg Group 8A						
Number of Sessions								
Name	DOB	Year	Attendances	Authorised Absences	Unauthorised Absences	Max Possible	% Attend	
Agnew, Mark	03/01/2012	23/24	301	9	64	374	80.48	
		24/25	166	84	20	270	61.48	
		18/19	309	49	14	372	83.06	
		19/20	279	64	19	362	77.07	
		20/21	278	20	76	374	74.33	
Anderson, Elaine	28/03/2007	21/22	304	10	66	380	80	
		22/23	276	0	112	388	71.13	
		23/24	302	18	48	374	80.75	
		24/25	166	84	20	270	61.48	
		18/19	372	0	0	372	100	
Anderson, Emily	19/02/2007	19/20	362	0	0	362	100	
		20/21	364	0	10	374	97.33	
		21/22	362	0	18	380	95.26	
		22/23	388	0	0	388	100	
		23/24	374	0	0	374	100	
Balas, Adriana	05/08/2006	24/25	270	0	0	270	100	
		18/19	274	52	46	372	73.66	
		19/20	362	0	0	362	100	
		20/21	312	20	42	374	83.42	
		21/22	294	10	76	380	77.37	
Balik, Jakob	25/10/2006	22/23	276	0	112	388	71.13	
		23/24	303	23	48	374	81.02	
		24/25	166	84	20	270	61.48	
		18/19	290	44	38	372	77.96	
		19/20	271	10	81	362	74.86	
Balinski, Cyla	14/03/2007	20/21	308	26	40	374	82.35	
		21/22	302	10	68	380	79.47	
		22/23	276	0	112	388	71.13	
		23/24	301	23	50	374	80.48	
		24/25	156	94	20	270	57.78	
Balinski, Cyla	14/03/2007	18/19	370	2	0	372	99.46	
		19/20	362	0	0	362	100	
		20/21	374	0	0	374	100	
		21/22	342	0	38	380	90	
		22/23	388	0	0	388	100	
		23/24	374	0	0	374	100	
		24/25	270	0	0	270	100	

Student Analysis by Session in Week Report

- Select Reports | Lesson Monitor | Whole Group Student Reports | Student Analysis By Session In Week Report

Pupil Analysis by Session in Week Report

Search Print

From 01/08/2024 to 03/04/2025

Group Type Reg Group

Title Pupil Analysis By Session In Week

Show Data As

Numbers

Percentage

Session Categories

Presents

AEA

Authorised

Unauthorised

Pupil Analysis By Session In Week

Period: 01/08/2024 to 03/04/2025

Scope: Reg Group 8A

Number of sessions in category : Present + AEA

Name	Reg	Mon		Tue		Wed		Thu		Fri		All Week	
		AM	PM	AM	PM	AM	PM	AM	PM	AM	PM	AM	PM
Possible		26	26	27	27	27	27	28	28	27	27	135	135
Agnew, Mark	8A	16	16	17	17	17	17	17	17	16	16	83	83
Anderson, Elaine	8A	16	16	17	17	17	17	17	17	16	16	83	83
Anderson, Emily	8A	26	26	27	27	27	27	28	28	27	27	135	135
Balas, Adriana	8A	16	16	17	17	17	17	17	17	16	16	83	83
Balik, Jakob	8A	15	15	16	16	16	16	16	16	15	15	78	78
Balinski, Cyla	8A	26	26	27	27	27	27	28	28	27	27	135	135
Beckford, Juliette	8A	26	26	27	27	27	27	28	28	27	27	135	135
Blackmore, Darren	8A	26	26	27	27	27	27	28	28	27	27	135	135
Bond, Craig	8A	26	26	27	27	27	27	28	28	27	27	135	135
Bond, Katie	8A	26	26	27	27	27	27	28	28	27	27	135	135
Borkowski, Petra	8A	16	16	17	17	17	17	17	17	16	16	83	83
Boyle, Sharon	8A	13	13	14	14	14	14	15	15	14	14	70	70
Buckley, Helene	8A	25	25	26	26	26	26	27	27	26	26	130	130
Burgess, Jacob	8A	26	26	27	27	27	27	28	28	27	27	135	135
Dunn, Laura	8A	26	26	27	27	27	27	28	28	27	27	135	135
Fisher, Angela	8A	26	26	27	27	27	27	28	28	27	27	135	135
Fisher, Anna	8A	26	26	27	27	27	27	28	28	27	27	135	135
Granger, Susan	8A	26	26	27	27	27	27	28	28	27	27	135	135
Humphries, Isabella	8A	17	17	18	18	18	18	18	18	17	17	88	88
Mantle, Jonathan	8A	26	26	27	27	27	27	28	28	27	27	135	135
Meenan, Karen	8A	26	26	27	27	27	27	28	28	27	27	135	135
O' Doherty, Ciara	8A	26	26	27	27	27	27	28	28	27	27	135	135
O' Loan, Summer	8A	26	26	27	27	27	27	28	28	27	27	135	135
Philips, Sophie	8A	26	26	27	27	27	27	28	28	27	27	135	135
8A		550	550	574	574	574	574	592	592	568	568	2858	2858

Persistent Absence Report

This report will only run on previous academic years' data. There are 2 output options, **Detailed** and **Summary**

- Select **Reports | Lesson Monitor | Whole Group Student Reports | Persistent Absence Reports**

Persistent Absence Report

Search Print

Acad Year: Attendance Year 2024/2025 Group Type: Whole School

Title: Persistent Absence Report

Type of report

Summary

Detailed

Report On

20 % of absences

15 % of absences

Persistent Absence Report									
Whole School									
Persistent Absence Data Collection for 2024 - 2025									
Scope:		Whole School							
DENI Number:		2220991							
School Name:		Gamble Academy							
Name of Headteacher:		Mr Alan Simmons							
Telephone:		02545412325							
Email:		info@gambleacademy.edu.uk							
Date Range for Term 1:		Date Range for Term 2:		Date Range for Term 3:		Date Range for Term 4:		Date Range for Term 5:	
From: 27/08/2024		From: 02/11/2024		From: 02/01/2025		From: 22/02/2025		From: 28/04/2025	
To: 20/12/2024		To: 20/12/2024		To: 16/02/2025		To: 17/04/2025		To: 30/06/2025	
Report for 20 % absence									
No of pupils/students with 30+ absence for term	No of pupils/students with 90+ absence for term	No of pupils/students with 44+ absence for terms	No of pupils/students with 90+ absence for terms	No of pupils/students with 57+ absence for terms	No of pupils/students with 90+ absence for terms	No of pupils/students with 72+ absence for terms	No of pupils/students with 90+ absence for terms	No of pupils/students with 90+ absence for terms	
1	1	1-2	1-2	1-3	1-3	1-4	1-4	1-5	
19	1	19	19	19	19	0	0	0	
Report for 15 % absence									
No of pupils/students with 23+ absence for term	No of pupils/students with 68+ absence for term	No of pupils/students with 33+ absence for terms	No of pupils/students with 68+ absence for terms	No of pupils/students with 43+ absence for terms	No of pupils/students with 68+ absence for terms	No of pupils/students with 54+ absence for terms	No of pupils/students with 68+ absence for terms	No of pupils/students with 68+ absence for terms	
1	1	1-2	1-2	1-3	1-3	1-4	1-4	1-5	
19	19	19	19	19	19	0	0	0	

Persistent Absence Report

Search Print

Acad Year: Group Type:

Title:

Type of report: Summary Detailed

Report On: % of absences

Persistent Absence Report

Whole School

Persistent Absence Data Collection for 2024 - 2025	
Scope:	Whole School
DENI Number:	2220991
School Name:	Gamble Academy
Name of Headteacher:	Mr Alan Simmons
Telephone:	02545412325
Email:	info@gambleacademy.edu.uk

Report for 20 % absence

Date Range for Term 1:		From:	To:	Date Range for Term 2:		From:	To:
		27/08/2024	20/12/2024			02/11/2024	20/12/2024
Name	Gender	Year Group	Absence Sessions (30+) 1	Name	Gender	Year Group	Absence Sessions (44+) 1-2
Acton, Jordan	M	10	70	Acton, Jordan	M	10	110
Agnew, Mark	M	8	70	Agnew, Mark	M	8	110
Anderson, Elaine	F	8	70	Anderson, Elaine	F	8	110
Balas, Adriana	F	8	70	Balas, Adriana	F	8	110
Balik, Jakob	M	8	80	Balik, Jakob	M	8	130
Bernard, Edward	M	9	80	Bernard, Edward	M	9	130
Borkowski, Petra	F	8	80	Borkowski, Petra	F	8	130
Boyle, Sharon	F	8	130	Boyle, Sharon	F	8	200
Bradbury, Christina	F	11	80	Bradbury, Christina	F	11	130
Ching, Lee	M	8	70	Ching, Lee	M	8	110
Delaware, Lucy	F	11	70	Delaware, Lucy	F	11	110
Fletcher, Precious	F	10	70	Fletcher, Precious	F	10	110
Fox, Frederick	M	9	70	Fox, Frederick	M	9	110
Franks, Jack	M	9	70	Franks, Jack	M	9	110
Humphries, Isabella	F	8	70	Humphries, Isabella	F	8	110
Joseph, Daniel	M	10	70	Joseph, Daniel	M	10	110
Noble, Sophie	F	9	70	Noble, Sophie	F	9	110
Potter, Terry	M	10	70	Potter, Terry	M	10	110
Tee, Julie	F	9	70	Tee, Julie	F	9	110

Persistent Absence Data Collection for 2024 - 2025	
Scope:	Whole School
DENI Number:	2220991
School Name:	Gamble Academy
Name of Headteacher:	Mr Alan Simmons
Telephone:	02545412325
Email:	info@gambleacademy.edu.uk

Class Register Report (LM)

- Select Reports | Lesson Monitor | Whole Group Student Reports | Class Register Report

Class Register Report

Search
 Print
 Next
 Previous

From to

Title

Count AEA as Present
 Show key to codes
 Show Totals

Class Register Report: 8A/Hi1

Date Range: 01/09/2025 to 30/09/2025 Teacher: Miss M Anderson

AEA counts as Present

Student	Reg	Sep												Present	Possible				
		02	03	08	09	10	15	16	17	22	23	24	29			30			
Agnew, Mark	8A	/	G	/	/	/	/	/	/	/	/	/	/	/	/	/	/	12	13
Anderson, Elaine	8A	/	/	/	/	/	/	/	/	/	/	/	/	/	/	/	/	13	13
Anderson, Emily	8A	/	/	/	/	/	/	/	/	/	/	/	/	/	/	/	/	13	13
Balas, Adriana	8A		I4	I4	/	/	/	/	/	/	/	/	/	/	/	/	/	11	13
Balik, Jakob	8A		I1	/	/	/	/	/	/	/	/	/	/	/	/	/	/	12	13
Balinski, Cyla	8A	/	/	/	/	/	/	/	/	/	/	/	/	/	/	/	/	13	13
Beckford, Juliette	8A	/	/	/	/	/	/	/	/	/	/	/	/	/	/	/	/	13	13
Blackmore, Darren	8A	/	/	/	/	/	/	/	/	/	/	/	/	/	/	/	/	13	13
Bond, Craig	8A	/	/	/	/	/	/	/	/	/	/	/	/	/	/	/	/	13	13
Bond, Katie	8A	/	/	/	/	/	/	/	/	/	/	/	/	/	/	/	/	13	13
Borkowski, Petra	8A	/	/	/	/	/	/	/	/	/	/	/	/	/	/	/	/	13	13
Boyle, Sharon	8A	/	/	/	/	/	/	/	/	/	/	/	/	/	/	/	/	13	13
Buckley, Helene	8A	/	/	/	/	/	/	/	/	/	/	/	/	/	/	/	/	13	13
Burgess, Jacob	8A	/	/	/	/	/	/	/	/	/	/	/	/	/	/	/	/	13	13
Dunn, Laura	8A	/	/	/	/	/	/	/	/	/	/	/	/	/	/	/	/	13	13
Fisher, Angela	8A	/	/	/	/	/	/	/	/	/	/	/	/	/	/	/	/	13	13
Fisher, Anna	8A	/	/	/	/	/	/	/	/	/	/	/	/	/	/	/	/	13	13
Granger, Susan	8A	/	/	/	/	/	/	/	/	/	/	/	/	/	/	/	/	13	13
Hardy, Thomas	8A	/	/	/	/	/	/	/	/	/	/	/	/	/	/	/	/	13	13
Humphries, Isabella	8A	/	/	/	/	/	/	/	/	/	/	/	/	/	/	/	/	13	13
Mantle, Jonathan	8A	/	/	/	/	/	/	/	/	/	/	/	/	/	/	/	/	13	13
Meenan, Karen	8A	/	/	/	/	/	/	/	/	/	/	/	/	/	/	/	/	13	13
O' Doherty, Ciara	8A	/	/	/	/	/	/	/	/	/	/	/	/	/	/	/	/	13	13
O' Loan, Summer	8A	/	/	/	/	/	/	/	/	/	/	/	/	/	/	/	/	13	13
Phillips, Sophie	8A	/	/	/	/	/	/	/	/	/	/	/	/	/	/	/	/	13	13
Present		23	23	25	25	25	25	25	25	25	25	25	25	25	25	25	25		

Key to codes			
/ Present (AM)	M Medical/Dental apps	3 Elective Home Education	
\ Present (PM)	N No reason yet provided for absence	4 Pupil Referral Unit	
A Artistic Endeavour	O1 Other exceptional circumstance	5 Another mainstream school (EF)	
B Bereavement	O2 Temporary exceptions to the curriculum	6 Training Organisation (EF)	
C Suspended	P Approved Sporting Activity	7 FE College (EF)	
D Did not provide a reason	R Religious Observance	8 Intensive Support Learning Unit	
G Family holiday (not agreed)	S Study Leave	9 CAMHS	
H Other absence	U Late (after reg closed)	- All should attend/no mark recorded	
I1 Illness General	V Educational visit	! No attendance required	
I4 Emotionally based school non attendance (EBSNA)	W Work experience	+ More than one mark	
J Extended Leave with Consent	1 AEP (ELB)	☐ No lesson timetabled	
L Late (before reg closed)	2 Home/hospital tuition (ELB)		

Lesson Attendance by Subjects (LM)

- Select Reports | Lesson Monitor | Whole Group Student Reports | Lesson Attendance by Subjects

Lesson Attendance by Subjects

Search
 Print
 Next
 Previous

From to
Group Type

Title

Report Type

Sessions

Lessons

Lesson Attendance by Subjects																								
Date Range: 30/03/2025 to 30/04/2025										AEA counts as Present														
Scope: Reg Group										Percentage of periods														
8A																								
Student	Reg	Ar	Cz	Dr	Em	En	Fr	Gg	He	Hi	It	Lu	Ma	Mu	Pc	Pe	Re	Rg	Sc	Sp	Tl	Es	Overall	
Agnew, Mark	8A	100			75	83	83	75	75	75	100	82	85	86	100	100	86	82	83	75	75	0	82	
Anderson, Elaine	8A	100	100	0	75	83	83	75	75	75		82	85	86	100	100	86	82	83	75	75		82	
Anderson, Emily	8A	100		100	75	83	83	75	75	75	0	82	85	86	100	100	86	82	83	75	75		82	
Balas, Adriana	8A	100	100	0	75	83	83	75	75	75		82	85	86	100	100	86	82	83	75	75		82	
Balik, Jakob	8A	100		100	75	83	83	75	75	75	0	82	85	86	100	100	86	82	83	75	75		82	
Balinski, Cyla	8A	100			75	83	83	75	75	75	100	82	85	86	100	100	86	82	83	75	75	0	82	
Beckford, Juliette	8A	100	100	0	75	83	83	75	75	75		82	85	86	100	100	86	82	83	75	75		82	
Blackmore, Darren	8A	100		100	75	83	83	75	75	75	0	82	85	86	100	100	86	82	83	75	75		82	
Bond, Craig	8A	100	0		75	83	83	75	75	75		82	85	86	100	100	86	82	83	75	75	100	82	
Bond, Katie	8A	100	100	0	75	83	83	75	75	75		82	85	86	100	100	86	82	83	75	75		82	
Borkowski, Petra	8A	100		100	75	83	83	75	75	75	0	82	85	86	100	100	86	82	83	75	75		82	
Boyle, Sharon	8A	100			75	83	83	75	75	75	100	82	85	86	100	100	86	82	83	75	75	0	82	
Buckley, Helene	8A	100	100	0	75	83	83	75	75	75		82	85	86	100	100	86	82	83	75	75		82	
Burgess, Jacob	8A	100		100	75	83	83	75	75	75	0	82	85	86	100	100	86	82	83	75	75		82	
Dunn, Laura	8A	100	100	0	75	83	83	75	75	75		82	85	86	100	100	86	82	83	75	75		82	
Fisher, Angela	8A	100	100	0	75	83	83	75	75	75	0	82	85	86	100	100	86	82	83	75	75		82	
Fisher, Anna	8A	100		100	75	83	83	75	75	75	100	82	85	86	100	100	86	82	83	75	100	0	82	
Granger, Susan	8A	75			75	83	83	75	75	75		82	85	86	100	100	86	82	83	75	100	0	82	
Humphries, Isabella	8A	75	100	0	75	83	83	75	75	75		82	85	86	100	100	86	82	83	75	100		82	
Mantle, Jonathan	8A	75			75	83	83	75	75	75	100	82	85	86	100	100	86	82	83	75	100	0	82	
Meenan, Karen	8A	75		100	75	83	83	75	100	75	0	82	85	86	100	100	86	82	83	75	75		82	
O'Doherty, Ciara	8A	75	100	0	75	83	83	75	100	75		82	85	86	100	100	86	82	83	75	75		82	
O'Loan, Summer	8A	75		100	75	83	83	75	100	75	0	82	85	86	100	100	86	82	83	75	75		82	
Philips, Sophie	8A	75			75	83	83	75	100	75	100	82	85	86	100	100	86	82	83	75	75	0	82	
24 students		88.7	96.4	72.7	75	83.3	83.3	75	77.3	75	69.2	82.4	85	85.7	100	100	85.7	82.4	83.3	75	76.7	33.3	82.4	

Student Analysis by Attendance Category Report

- Select Reports | Lesson Monitor | Whole Group Student Reports | Student Analysis by Attendance Category Report

Pupil Analysis By Attendance Category

Search Print Next Previous

From to Group Type

Title

Report Type
 Sessions
 Lessons

Show data as
 Numbers
 Percentages

Pupil Analysis By Attendance Category

Period: 30/03/2025 to 30/04/2025

Scope: Reg Group 8A

Number of Sessions

Name	Reg	Present	AEA	Authorised	Unauthorised	Possible	% Attend
Agnew, Mark	8A	34	0	0	0	34	100.0
Anderson, Elaine	8A	34	0	0	0	34	100.0
Anderson, Emily	8A	34	0	0	0	34	100.0
Balas, Adriana	8A	34	0	0	0	34	100.0
Balik, Jakob	8A	34	0	0	0	34	100.0
Balinski, Cyla	8A	34	0	0	0	34	100.0
Beckford, Juliette	8A	34	0	0	0	34	100.0
Blackmore, Darren	8A	34	0	0	0	34	100.0
Bond, Craig	8A	34	0	0	0	34	100.0
Bond, Katie	8A	34	0	0	0	34	100.0
Borkowski, Petra	8A	34	0	0	0	34	100.0
Boyle, Sharon	8A	34	0	0	0	34	100.0
Buckley, Helene	8A	34	0	0	0	34	100.0
Burgess, Jacob	8A	34	0	0	0	34	100.0
Dunn, Laura	8A	34	0	0	0	34	100.0
Fisher, Angela	8A	34	0	0	0	34	100.0
Fisher, Anna	8A	34	0	0	0	34	100.0
Granger, Susan	8A	34	0	0	0	34	100.0
Humphries, Isabella	8A	34	0	0	0	34	100.0
Mantle, Jonathan	8A	34	0	0	0	34	100.0
Meenan, Karen	8A	34	0	0	0	34	100.0
O' Doherty, Ciara	8A	34	0	0	0	34	100.0
O' Loan, Summer	8A	34	0	0	0	34	100.0
Philips, Sophie	8A	34	0	0	0	34	100.0
		816	0	0	0	816	100.0

%Attend includes both Present and Approved Educational Activity

Lesson Attendance by Classes (LM)

- Select **Reports | Lesson Monitor | Whole Group Student Reports | Lesson Attendance by Classes**

Lesson Attendance by Classes

Search Print Next Previous

From 30/03/2025 to 30/04/2025

Group Type Reg Group

Title Lesson Attendance by Classes

Count AEA as Present

Value Range

Any

At Least percent

Exactly percent

Less Than percent

Between and percent

Lesson Attendance by Classes

Date Range: 30/03/2025 to 30/04/2025

Scope: Reg Group 8A

AEA count as Present

ValueRange : Any

Name	Reg	Overall lesson attendance	Class	Periods	Percent
Agnew, Mark	8A	82.4% (154/187)			
			8A/Em1	3/4	75
			8A/En1	15/18	83.3
			8A/Fr1	5/6	83.3
			8A/Gg1	9/12	75
			8A/Hi1	9/12	75
			8A/Mu1	6/7	85.7
			8a/Pe1	10/10	100
			8A/Re1	6/7	85.7
			8A/Sc1	15/18	83.3
			8A/Sp1	6/8	75
			8ac/Ma1	17/20	85
			8ad/Lu1	14/17	82.4
			8C3/It	6/6	100
			8C4/Es	0/2	0
			8GR/Pc	3/3	100
			8GR/Rg	14/17	82.4
8P1/Ar	4/4	100			
8P1/He	6/8	75			
8P1/TI	6/8	75			

Student Weekly Lesson Attendance Report (LM)

- Select Reports | Lesson Monitor | Whole Group Student Reports | Student Weekly Lesson Attendance Report

Student Weekly Lesson Attendance Report

Search Print Next Previous

From w/b 24/03/2025 to w/b 28/04/2025

Group Type: Reg Group

Title: Student Weekly Lesson Attendance

Count AEA as present

Show Totals As

Numbers

Percentage

Student Weekly Lesson Attendance

Date Range: w/b 24/03/2025 to w/b 28/04/2025

AEA counts as Present

Scope: Reg Group 8A

Lesson Attendance as Numbers

Name	Reg	24/03/25	31/03/25	07/04/25	14/04/25
Agnew, Mark	8A	55/55	55/55	55/55	44/44
Anderson, Elaine	8A	55/55	55/55	55/55	44/44
Anderson, Emily	8A	55/55	55/55	55/55	44/44
Balas, Adriana	8A	55/55	55/55	55/55	44/44
Balik, Jakob	8A	55/55	55/55	55/55	44/44
Balinski, Cyla	8A	55/55	55/55	55/55	44/44
Beckford, Juliette	8A	55/55	55/55	55/55	44/44
Blackmore, Darren	8A	55/55	55/55	55/55	44/44
Bond, Craig	8A	55/55	55/55	55/55	44/44
Bond, Katie	8A	55/55	55/55	55/55	44/44
Borkowski, Petra	8A	55/55	55/55	55/55	44/44
Boyle, Sharon	8A	55/55	55/55	55/55	44/44
Buckley, Helene	8A	55/55	55/55	55/55	44/44
Burgess, Jacob	8A	55/55	55/55	55/55	44/44
Dunn, Laura	8A	55/55	55/55	55/55	44/44
Fisher, Angela	8A	55/55	55/55	55/55	44/44
Fisher, Anna	8A	55/55	55/55	55/55	44/44
Granger, Susan	8A	55/55	55/55	55/55	44/44
Humphries, Isabella	8A	55/55	55/55	55/55	44/44
Mantle, Jonathan	8A	55/55	55/55	55/55	44/44
Meenan, Karen	8A	55/55	55/55	55/55	44/44
O' Doherty, Ciara	8A	55/55	55/55	55/55	44/44
O' Loan, Summer	8A	55/55	55/55	55/55	44/44
Philips, Sophie	8A	55/55	55/55	55/55	44/44
Group		1320/1320	1320/1320	1320/1320	1056/1056

Absence Tier Report *(new December 2022)*

The new **Absence Tier Report** has been provided to enable schools to report on persistent absence based on tiers. This report can be used for tracking and monitoring purposes of all pupil/students. The report can be run over a user-defined date range for students' absences within the academic year selected.

- **Select Reports | Lesson Monitor | Whole Group Student Reports | Absence Tier Report**

Absence Tier Report

Search Print

Title:

Group Type:

Exclude 0% Absence Student Data

Report on

Attendance Year:

From: to

Absence Tier Report	
School Name	Gamble Academy
Group(s)	Whole School
Reporting Period	Attendance Year 2024/2025 (01/08/2024 - 30/04/2025)

Summary Information

	% of pupils/students in absence tier	No. of pupils/students in absence tier	% of pupils/students in absence tier & FSM	No. of pupils/students in absence tier & FSM	% of pupils/students in absence tier & SEN	No. of pupils/students in absence tier & SEN	No. of pupils/students in cohort
Tier 3 - Severe Chronic Pupils with 20%+ absence (4+ days per month)	2.87	19	10.53	2	21.05	4	662
Tier 2 - Chronic Pupils with 10% - 19.99% absence (2-3 days per month)	0	0	0	0	0	0	662
Tier 1b At Risk Pupils with 5% - 9.99% absence (1-2 days per month)	0	0	0	0	0	0	662
Tier 1a Regular Pupils with 0% - 4.99% absence (<1 day per month)	97.13	643	2.95	19	12.91	83	662

List of Pupils/Students

Tier 3 – Severe Chronic Pupils with 20%+ absence (4+ days per month)										
Name	Gender	FSM	SEN	In Care	Ethnicity	Current Year group	Current Reg group	% of Sessions Missed	No. Sessions Missed	Possible sessions
Acton, Jordan	M	F	T	F	White	10	10A	35.14	104	296
Agnew, Mark	M	F	F	F	White	8	8A	35.14	104	296
Anderson, Elaine	F	T	F	F	White	8	8A	35.14	104	296
Balas, Adriana	F	F	F	F	White	8	8A	35.14	104	296
Balik, Jakob	M	T	T	F	White	8	8A	38.51	114	296
Bernard, Edward	M	F	F	F	White	9	9B	35.14	104	296
Borkowski, Petra	F	F	F	F	White	8	8A	35.14	104	296
Boyle, Sharon	F	F	T	F	White	8	8A	43.92	130	296
Bradbury, Christina	F	F	F	F	White	11	11B	38.51	114	296
Ching, Lee	M	F	F	F	Chinese/Hong Kong	8	8D	35.14	104	296
Delaware, Lucy	F	F	F	F	White	11	11C	35.14	104	296
Fletcher, Precious	F	F	F	F	White	10	10B	35.14	104	296
Fox, Frederick	M	F	F	F	White	9	9C	35.14	104	296
Franks, Jack	M	F	F	F	White	9	9A	31.76	94	296
Humphries, Isabella	F	F	F	F	White	8	8A	31.76	94	296
Joseph, Daniel	M	F	F	F	White	10	10D	31.76	94	296
Noble, Sophie	F	F	T	F	White	9	9D	31.76	94	296
Potter, Terry	M	F	F	F	Black - Caribbean	10	10C	31.76	94	296
Tee, Julie	F	F	F	F	White	9	9B	31.76	94	296

Further information on Absence Tier Reporting can be found on the DE website- [Guidance for Schools - A new approach to pupil attendance reporting using absence tiers](#)

Selected Student Reports

Percentage Attendance Report

(Prior to running this report, please ensure there are no missing marks by running the **Missing Marks Report** and deal with any missing marks through the routine **Focus | Lesson Monitor\Attendance | Deal with Missing Marks**)

The **Percentage Attendance Report** lists pupils who have a certain percentage attendance, e.g. less than 85% attendance. It can be ordered by name or percentage.

- Select **Reports | Lesson Monitor | Selected Student Reports | Percentage Attendance Report**

Percentage Attendance Report

Search Print Next Previous

From 30/03/2025 to 30/04/2025

Group Type: Reg Group

Title: Percentage Attendance

Value Range

Any

At Least percent

Exactly percent

Less Than percent

Order By

Name

Percentage

Report Type

Lessons

Sessions

Percentage Attendance		
Period: 30/03/2025 to 30/04/2025		
Scope: Reg Group 8A Value Range : Any percent		
Name	Reg	% Attend
Agnew, Mark	8A	100
Anderson, Elaine	8A	100
Anderson, Emily	8A	100
Balas, Adriana	8A	100
Balik, Jakob	8A	100
Balinski, Cyla	8A	100
Beckford, Juliette	8A	100
Blackmore, Darren	8A	100
Bond, Craig	8A	100
Bond, Katie	8A	100
Borkowski, Petra	8A	100
Boyle, Sharon	8A	100
Buckley, Helene	8A	100
Burgess, Jacob	8A	100
Dunn, Laura	8A	100
Fisher, Angela	8A	100
Fisher, Anna	8A	100
Granger, Susan	8A	100
Humphries, Isabella	8A	100
Mantle, Jonathan	8A	100
Meenan, Karen	8A	100
O' Doherty, Ciara	8A	100
O' Loan, Summer	8A	100
Philips, Sophie	8A	100
24 pupils		

Missing Session Marks Report

Missing marks must be dealt with using an appropriate code through the route **Focus | Lesson Monitor\Attendance | Deal with Missing Marks**.

- Select **Reports | Lesson Monitor | Selected Student Reports | Missing Session Marks Report**

Missing Session Marks Report

Search Print

From AM PM

Title

Value Range

Any missing marks

At Least missing marks

Exactly missing marks

Less Than missing marks

Missing Session Marks			
Period: 01/08/2024 AM to 30/04/2025 PM			
Scope: Whole School			
Value Range: Any missing marks			
Name	Reg	Total	Session
Hardy, Thomas	8A	34	02/09/2024 AM
			02/09/2024 PM
			03/09/2024 AM
			03/09/2024 PM
			04/09/2024 AM
			04/09/2024 PM
			05/09/2024 AM
			05/09/2024 PM
			06/09/2024 AM
			06/09/2024 PM
			09/09/2024 AM
			09/09/2024 PM
			10/09/2024 AM
			10/09/2024 PM
			11/09/2024 AM
			11/09/2024 PM
			12/09/2024 AM
			12/09/2024 PM
			13/09/2024 AM
			13/09/2024 PM
			16/09/2024 AM
			16/09/2024 PM
			17/09/2024 AM
			17/09/2024 PM
18/09/2024 AM			
18/09/2024 PM			
19/09/2024 AM			
19/09/2024 PM			
20/09/2024 AM			
20/09/2024 PM			
23/09/2024 AM			
23/09/2024 PM			
24/09/2024 AM			
24/09/2024 PM			
1 pupil		34	

Continuous Absence Report

- Select **Reports | Lesson Monitor | Selected Student Reports | Continuous Absence Report**

Continuous Absence Report

Search Print

From to Group Type

Title

Value Range

Any absences
 At least absences
 Exactly absences
 Less than absences

Continuous Absence

Period : 01/08/2024 to 30/04/2025

Scope : Whole School

Value Range : At least 20 sessions of continuous absences

Name	Reg	Sessions	Address
Boyle, Sharon	8A	60	44 , Limbaud Close Walton Park Belfast Co Antrim BT7 7HP
Boyle, Sharon	8A	70	44 , Limbaud Close Walton Park Belfast Co Antrim BT7 7HP
Total		130	

Session Absences Report

This report can be used to monitor the levels of absence in year groups on a weekly or monthly basis, and to monitor the type of reasons being recorded for absence.

- Select **Reports | Lesson Monitor | Selected Student Reports | Session Absences Report**

Session Absences Report

Search Print

From: AM to PM Group Type:

Title:

Value Range

Any

At least absences

Exactly absences

Less than absences

Report Content

Show Session & Marks Details

Show Phone & Address Details

Show Parental Contacts

Session Absences				
Period: 01/08/2024 AM to 30/04/2025 PM				
Scope: Whole School				
Value Range: Any Absences				
Name	Reg	Total	Session	Mark
Acton, Jordan	10A	104	16/09/2024 AM	I
			16/09/2024 PM	I
			17/09/2024 AM	I
			17/09/2024 PM	I
			18/09/2024 AM	I
			18/09/2024 PM	I
			19/09/2024 AM	I
			19/09/2024 PM	I
			20/09/2024 AM	I
			20/09/2024 PM	I
			30/09/2024 AM	I
			30/09/2024 PM	I
			01/10/2024 AM	I
			01/10/2024 PM	I
			02/10/2024 AM	I
			02/10/2024 PM	I
			03/10/2024 AM	I
			03/10/2024 PM	I
			04/10/2024 AM	I
			04/10/2024 PM	I
			14/10/2024 AM	F
			14/10/2024 PM	F
			15/10/2024 AM	F
			15/10/2024 PM	F
			16/10/2024 AM	F
			16/10/2024 PM	F
			17/10/2024 AM	F
			17/10/2024 PM	F
			18/10/2024 AM	F
			18/10/2024 PM	F
04/11/2024 AM	B			
04/11/2024 PM	B			
05/11/2024 AM	B			
05/11/2024 PM	B			
06/11/2024 AM	B			
06/11/2024 PM	B			
07/11/2024 AM	B			
07/11/2024 PM	B			
08/11/2024 AM	B			
08/11/2024 PM	B			
11/11/2024 AM	G			
11/11/2024 PM	G			
12/11/2024 AM	G			
12/11/2024 PM	G			
13/11/2024 AM	G			
13/11/2024 PM	G			
14/11/2024 AM	G			
14/11/2024 PM	G			

First Day of Absence Report

- Select **Reports | Lesson Monitor | Selected Student Reports | First Day of Absence Report**

First Day of Absence Report

Search Print

Title Group Type

Report Content

Show Home Phone and Address Columns

Show Parental Contacts

First Day of Absence			
Date:		12/05/2025	
Scope:		Whole School	
Name	Reg	Home Phone	Address
Blount, Jessie	10D		1 , Meadow Lane Milton Keynes Village Milton Keynes MK10 9AZ
Dallary, Hannah	9A	01632211148	10 , Oakhill Road Shenley Church End Milton Keynes MK5 6AE
Gorman, Michael	9A		1 , Skawle Court Northampton NN3 8LT
Louise, Bill	Q	01632 111385	The Mount Maesderwen Road Pontymoile Pontypool NP4 5LE
4 pupils			
<i>30 pupils have missing marks</i>			

Unexplained Absences Report

- Select Reports | Lesson Monitor | Selected Student Reports | Unexplained Absences Report

Unexplained Absences Report

Search Print

From: AM PM

Group Type:

Title:

Value Range

Any absences

At least absences

Exactly absences

Less than absences

Report Content

Show Session Column

Show Phone and Address Columns

Show Parental Contacts

Unexplained Absences			
Period:		01/08/2024 AM to 30/04/2025 PM	
Scope:		Whole School	
Value Range:		Any absences	
Name	Reg	Total	Session
Boyle, Sharon	8A	130	02/09/2024 AM
			02/09/2024 PM
			03/09/2024 AM
			03/09/2024 PM
			04/09/2024 AM
			04/09/2024 PM
			05/09/2024 AM
			05/09/2024 PM
			06/09/2024 AM
			06/09/2024 PM
			09/09/2024 AM
			09/09/2024 PM
			10/09/2024 AM
			10/09/2024 PM
			11/09/2024 AM
			11/09/2024 PM
12/09/2024 AM			
12/09/2024 PM			
13/09/2024 AM			
13/09/2024 PM			
16/09/2024 AM			

With Show Phone and Address Columns ticked the report will look like the one below:

Unexplained Absences					
Period:		01/08/2024 AM to 30/04/2025 PM			
Scope:		Whole School			
Value Range:		Any absences			
Name	Reg	Total	Session	Phone	Address
Boyle, Sharon	8A	130	02/09/2024 AM		44, Limbaud Close, Walton Park, Belfast, Co Antrim, BT7 7HP
			02/09/2024 PM		
			03/09/2024 AM		
			03/09/2024 PM		
			04/09/2024 AM		
			04/09/2024 PM		
			05/09/2024 AM		
			05/09/2024 PM		
			06/09/2024 AM		
			06/09/2024 PM		
			09/09/2024 AM		
			09/09/2024 PM		
			10/09/2024 AM		
			10/09/2024 PM		
			11/09/2024 AM		
			11/09/2024 PM		

Joint Absence Detection Report

- Select Reports | Lesson Monitor | Selected Student Reports | Joint Absence Detection Report

The screenshot shows the 'Joint Absence Detection' report generation interface in SIMS .net. It is divided into three stages:

- Stage 1: Select Leaders** - Shows a date range from 01/08/2019 to 22/12/2019 and a list of year groups. Year 10 is selected.
- Stage 2: Select Followers** - Shows a list of year groups. Year 10 is selected.
- Stage 3: Criteria and Report Title** - Shows options for 'Value Range' (Any, At Least, Exactly, Less Than) and 'Include' (Authorised Absences, Unauthorised Absences). The report title is 'Joint Absence Detection'.

Joint Absence Detection

Stage 3 : Selected "leaders" with selected "followers" showing dates and marks.

Period : 01/08/2019 AM 22/12/2019 PM

Value Range : Any number of sessions

Scope : "Leaders" group 10 "Followers" group 10

Including Authorised and Unauthorised Absences

"Leader" Acton, Jordan 10A 28 Absences

Name	Reg	No. of sessions in common	Mark	Leader's Mark
Fletcher, Precious	10B	10	Thu AM 17/10/2019	A
			Thu PM 17/10/2019	A
			Fri AM 18/10/2019	A
			Fri PM 18/10/2019	A
			Thu AM 24/10/2019	A
			Thu PM 24/10/2019	A
			Fri AM 08/11/2019	I
			Fri PM 08/11/2019	I
			Tue AM 10/12/2019	A
			Tue PM 10/12/2019	A

Sibling Absence Detection Report

- Select Reports | Lesson Monitor | Selected Student Reports | Sibling Absence Detection Report

Name	Reg	No. of sessions i...
Anderson, Emily	8A	20 Absences
Anderson, Jack	8B	20
Anderson, Jack	8B	20 Absences
Anderson, Emily	8A	20

Sibling Absence Detection

Selected "leaders" with "siblings" showing dates and marks.

Period : 01/08/2024 AM 11/05/2025 PM

Value Range : Any number of sessions

Including Authorised and Unauthorised Absences

"Leader" Anderson, Emily 8A 8 Absences

Name	Reg	No. of sessions in common		Mark	Leader's Mark
Anderson, Jack	8B	8	Tue AM 06/05/2025	N	N
			Tue PM 06/05/2025	N	N
			Wed AM 07/05/2025	N	N
			Wed PM 07/05/2025	N	N
			Thu AM 08/05/2025	N	N
			Thu PM 08/05/2025	N	N
			Fri AM 09/05/2025	N	N
			Fri PM 09/05/2025	N	N

Broken Weeks Report

The Broken Weeks report lists pupils who have absence codes for one or more sessions in a school week. The report lists the number of broken weeks along with the pupil's name and registration group.

Authorised Educational Activity codes are ignored in this report, because although not at school, the pupil was in the intended location.

Missing marks are also ignored.

- **Select Reports | Lesson Monitor | Selected Student Reports | Broken Weeks Report**

Broken Weeks Report

Search Print

From w/b to w/b Group Type

Title

Value Range

Any broken weeks

At least broken weeks

Exactly broken weeks

Less than broken weeks

Broken Weeks

Period: w/b 29/07/2024 to w/b 28/04/2025 (40 weeks)

Scope: Whole School Value Range: Any broken weeks

Name	Reg	Broken Weeks
Acton, Jordan	10A	11
Agnew, Mark	8A	11
Anderson, Elaine	8A	11
Balas, Adriana	8A	11
Balik, Jakob	8A	12
Bernard, Edward	9B	11
Borkowski, Petra	8A	11
Boyle, Sharon	8A	13
Bradbury, Christina	11B	12
Buckley, Helene	8A	1
Ching, Lee	8D	11
Delaware, Lucy	11C	11
Fletcher, Precious	10B	11
Fox, Frederick	9C	11
Franks, Jack	9A	10
Humphries, Isabella	8A	10
Joseph, Daniel	10D	10
Noble, Sophie	9D	10
Potter, Terry	10C	10
Tee, Julie	9B	10
20 pupils		208

Missed Curriculum Report

- Select Reports | Lesson Monitor | Selected Student Reports | Missed Curriculum Report

Missed Curriculum Report

Search Print

From: to: Group Type:

Title:

Value Range

Any sessions

At least sessions

Exactly sessions

Less than sessions

Missed Curriculum

Period: 01/08/2024 to 30/04/2025

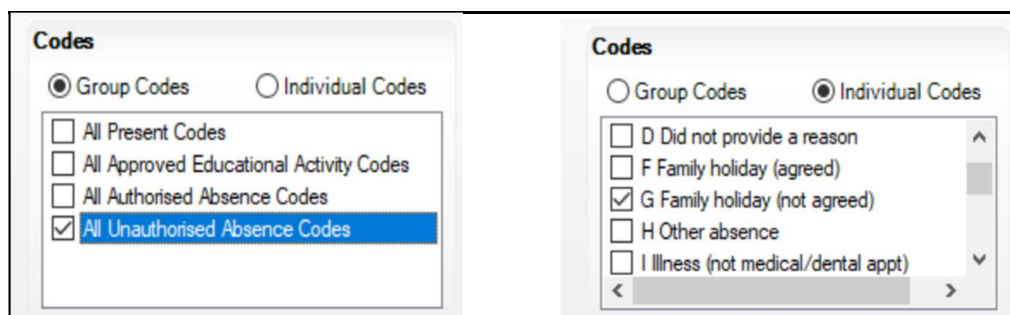
Scope: Whole School Value Range : Any sessions

Name	Reg	Session						
Acton, Jordan	10A	Mo 02/09/2024 AM	Gg SON	Ma AP	En GR	En GR	Gr GK	Rg ML
		Mo 02/09/2024 PM	TI CP	TI CP	Sc GS	Hi JB	Lu	
		Tu 03/09/2024 AM	Rg ML	Mu RW	Ma AP	Sp JL	Pe AG	Pe AG
		Tu 03/09/2024 PM	Lu	Sc GS	Sc GS	He PBO	He PBO	
		We 04/09/2024 AM	Rg ML	Ar LW	Ar LW	Hi JB	Hi JB	Gr GK
		We 04/09/2024 PM	Lu	Re EW	Sc GS	Sp JL	Em JA	
		Th 05/09/2024 AM	Rg ML	Dr GT	Dr GT	Ma AP	Ma AP	En GR
		Th 05/09/2024 PM	Lu	En GR	Sc GS	Gg SON	En GR	
		Fr 06/09/2024 AM	Rg ML	Pe AG	Pe AG	Gg SON	Ma AP	Ma AP
		Fr 06/09/2024 PM	Lu	En GR	Re EW	Mu RW	Pc ML	
		Mo 16/09/2024 AM	Gg SON	Ma AP	En GR	En GR	Gr GK	Rg ML
		Mo 16/09/2024 PM	Lu	TI CP	TI CP	Sc GS	Hi JB	
		Tu 17/09/2024 AM	Rg ML	Mu RW	Ma AP	Sp JL	Pe AG	Pe AG
		Tu 17/09/2024 PM	Lu	Sc GS	Sc GS	He PBO	He PBO	
		We 18/09/2024 AM	Rg ML	Ar LW	Ar LW	Hi JB	Hi JB	Gr GK
		We 18/09/2024 PM	Lu	Re EW	Sc GS	Sp JL	Em JA	
		Th 19/09/2024 AM	Rg ML	Dr GT	Dr GT	Ma AP	Ma AP	En GR
		Th 19/09/2024 PM	En GR	Sc GS	Gg SON	En GR	Lu	
		Fr 20/09/2024 AM	Rg ML	Pe AG	Pe AG	Gg SON	Ma AP	Ma AP
		Fr 20/09/2024 PM	Lu	En GR	Re EW	Mu RW	Pc ML	
		Mo 30/09/2024 AM	Rg ML	Gg SON	Ma AP	En GR	En GR	Gr GK
		Mo 30/09/2024 PM	Lu	TI CP	TI CP	Sc GS	Hi JB	
		Tu 01/10/2024 AM	Ma AP	Sp JL	Pe AG	Pe AG	Rg ML	Mu RW
		Tu 01/10/2024 PM	Lu	Sc GS	Sc GS	He PBO	He PBO	
		We 02/10/2024 AM	Rg ML	Ar LW	Ar LW	Hi JB	Hi JB	Gr GK
		We 02/10/2024 PM	Lu	Re EW	Sc GS	Sp JL	Em JA	
		Th 03/10/2024 AM	Rg ML	Dr GT	Dr GT	Ma AP	Ma AP	En GR
		Th 03/10/2024 PM	Lu	En GR	Sc GS	Gg SON	En GR	
		Fr 04/10/2024 AM	Pe AG	Gg SON	Ma AP	Ma AP	Rg ML	Pe AG
		Fr 04/10/2024 PM	Lu	En GR	Re EW	Mu RW	Pc ML	

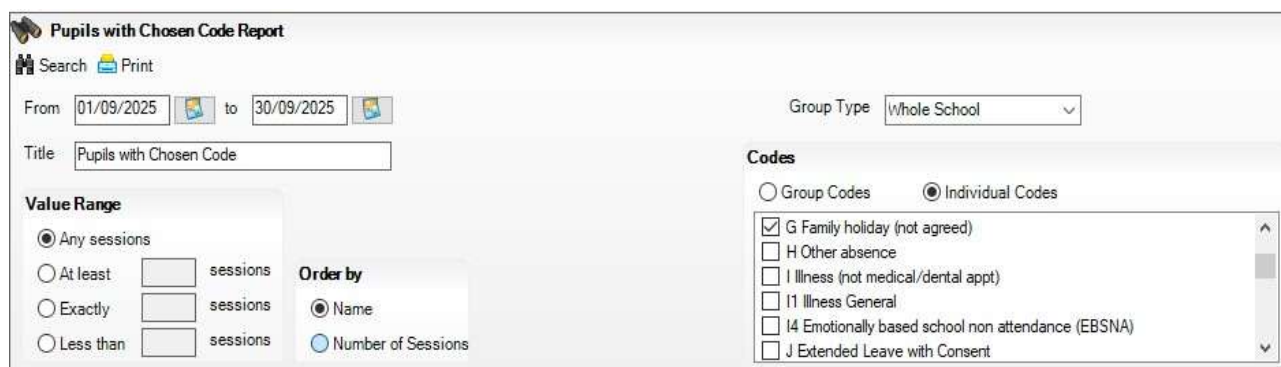
Students with Chosen Code Report

This report lists all pupils who have selected codes recorded. It can be used to produce a Report on any Individual Code by selecting the Individual Codes option e.g. Unexplained Absences or could also be used to produce a variety of reports by selecting the Group Codes option e.g. all Approved Educational Activity Codes.

- **Select Reports | Lesson Monitor | Selected Student Reports | Students with Chosen Code Report**



If there are no pupils who meet the criteria for the selected period, a message may be displayed in the taskbar in the bottom left corner of the screen. i No records found for the selected scope.



Pupils with Chosen Code

Code: G Family holiday (not agreed)

Period: 01/09/2025 to 30/09/2025

Scope: Whole School

Value Range: Any sessions

Name	Reg	Sessions
Agnew, Mark	8A	6
1 pupil		6

New Absentees Report (LM)

- Select Reports | Lesson Monitor | Selected Student Reports | New Absentees Report

New Absentees Report

Search Print Next Previous

From: to

Group Type:

Title:

Include Authorised Absences
 Include Unauthorised Absences
 Show only Post-Registration Absences

Count AEA as Present

New Absentees Report

Students who have begun a period of lesson absence during the date range

Date Range: 03/03/2025 to 11/05/2025
30/04/2025

Scope: Whole School Selected

AEA counts as Present Include Authorised and Unauthorised Absences

AdNo	Name	Reg	Start of Absence	Class	Marks
000742	Agnew, Mark	8A	28/04/2025 REG	8GR/Rg	G

Missing marks have been ignored

Lesson Absences Reports (LM)

- Select Reports | Lesson Monitor | Selected Student Reports | Lesson Absences Report

Lesson Absences Report

From: to
Group Type:

Title:

Value Range

Any

At least periods

Exactly periods

Less than periods

Between and periods

Type of Absence

Include Authorised Absences

Include Unauthorised Absences

Show only Post-Registration Absences

Count Approved Educational Activity as

Present

Authorised Absent

Show

Show Period, Class and Mark

Lesson Absence Report

Date Range: 01/09/2025 to 30/09/2025

Scope: Whole School Selected

Value Range: Any periods

AEA counts as Present

Include Authorised and Unauthorised Absences

Name	Reg	Total	Period	Class	Mark
Agnew, Mark	8A	33	03/09/2025 REG	8GR/Rg	G
			03/09/2025 1	8A/En1	G
			03/09/2025 2	8C4/Es	G
			03/09/2025 3	8C4/Es	G
			03/09/2025 4	8A/Re1	G
			03/09/2025 5	8ac/Ma1	G
			03/09/2025 6	8ad/Lu1	G
			03/09/2025 7	8P1/TI	G
			03/09/2025 8	8P1/TI	G
			03/09/2025 9	8A/Hi1	G
			03/09/2025 10	8A/Gg1	G
			04/09/2025 REG	8GR/Rg	G
			04/09/2025 1	8ac/Ma1	G
			04/09/2025 2	8A/Re1	G
			04/09/2025 3	8GR/Pc	G
			04/09/2025 4	8A/Sc1	G
			04/09/2025 5	8ac/Ma1	G
			04/09/2025 6	8ad/Lu1	G
			04/09/2025 7	8a/Pe1	G
			04/09/2025 8	8a/Pe1	G
			04/09/2025 9	8A/Sc1	G
			04/09/2025 10	8A/Mu1	G
			05/09/2025 REG	8GR/Rg	G
			05/09/2025 1	8A/Fr1	G
			05/09/2025 2	8ac/Ma1	G
			05/09/2025 3	8P1/Ar	G
			05/09/2025 4	8P1/Ar	G
			05/09/2025 5	8A/En1	G
			05/09/2025 6	8ad/Lu1	G

Minutes Late Report

- Select Reports | Lesson Monitor | Selected Student Reports | Minutes Late Report

Minutes Late Report

From to

Title

Show Lessons
 Show Sessions

Group Type

Subjects:

- All
- BTEC Agriculture
- Art & Design
- Applied Science
- Bus Comm
- Biology

Minutes Late Report

Date Range: 11/04/2025 to 11/05/2025 Sessions and Lessons

Scope: Whole School Selected

Subjects : All

Name	Reg	Total	Date	Description	Mins
Anderson, Emily	8A	5	06/05/2025 1	8A/Sc1	5
Balas, Adriana	8A	5	06/05/2025 1	8A/Sc1	5
Balik, Jakob	8A	5	06/05/2025 1	8A/Sc1	5

Comments Report

- Select Reports | Lesson Monitor | Selected Student Reports | Comments Report

Comments Report

Search
 Print
 Next
 Previous

From: to:

Title:

Comments by:

Group Type:

Event
 Sessions
 Sessions and Lessons

Comments Report

Date Range: 30/03/2025 to 19/05/2025

Sessions and Lessons

Scope: Reg Group 8A

Comments by: All Staff

Name	Reg	Period	Class	Teacher	Comment
Balik, Jakob	8A	06/05/2025 1	8A/Sc1	Mr G. Smyth	Missed bus
Bond, Katie	8A	06/05/2025 1	8A/Sc1	Mr G. Smyth	Felt sick in class
Fisher, Angela	8A	06/05/2025 1	8A/Sc1	Mr G. Smyth	Leaving early for appt

Compare Marks by Column Report (LM)

- Select Reports | Lesson Monitor | Selected Student Reports | Compare Marks by Column Report

Compare Marks by Column Report

Search Print Next Previous

Date: 06/05/2025

Title: Compare Marks by Column

Group Type: Year Group

Compare: Tuesday AM with Tue:REG

Filter

Show All

Show only if Present in Column 1

Show only if N in Column 1

Show only if N in Column 2

Order By

Name

By Column 1

By Column 2

Compare Marks by Column

Date: 06/05/2025

Scope: Year Group Year 8

Name	Reg	Tuesday AM	Tue:REG
Allen, Megan	8B	/	-
Anderson, Jack	8B	N	-
Ansell, Richard	8B	/	-
Balinski, Fil	8B	/	-
Boman, Chloe	8B	/	-
Brown, Charles	8B	/	-
Byrne, Samuel	8B	/	-
Caldwell, Lucy	8C	/	-
Cheung, Paul	8C	/	-
Ching, Lee	8D	/	-
Ching, Susie	8C	/	-
Christian, Laura	8D	/	-
Cregan, Jack	8C	/	-

Periods with Chosen Code Report (LM)

- Select Reports | Lesson Monitor | Selected Student Reports | Periods with Chosen Code Report

Periods with Chosen Code

Code: G Family holiday (not agreed)

Date Range: 01/09/2025 to 30/09/2025

Scope: Whole School Selected

Value Range: Any

Name	Reg	Total
Agnew, Mark	8A	33
1 students		33

Ticking Show Periods, Class and Marks will produce a report similar to the one below:

Periods with Chosen Code

Code: G Family holiday (not agreed)

Date Range: 01/09/2025 to 30/09/2025

Scope: Whole School Selected

Value Range: Any

Name	Reg	Total	Period	Class	Mark
Agnew, Mark	8A	33	03/09/2025 REG	8GR/Rg	C
			03/09/2025 1	8A/En1	C
			03/09/2025 2	8C4/Es	C
			03/09/2025 3	8C4/Es	C
			03/09/2025 4	8A/Re1	C
			03/09/2025 5	8ac/Ma1	C
			03/09/2025 6	8ad/Lu1	C
			03/09/2025 7	8P1/T1	C
			03/09/2025 8	8P1/T1	C
			03/09/2025 9	8A/Hi1	C
			03/09/2025 10	8A/Gg1	C
			04/09/2025 REG	8GR/Rg	C
			04/09/2025 1	8ac/Ma1	C
			04/09/2025 2	8A/Re1	C
			04/09/2025 3	8GR/Pc	C
			04/09/2025 4	8A/Sc1	C
			04/09/2025 5	8ac/Ma1	C
			04/09/2025 6	8ad/Lu1	C
			04/09/2025 7	8a/Pe1	C
			04/09/2025 8	8a/Pe1	C
04/09/2025 9	8A/Sc1	C			
04/09/2025 10	8A/Mu1	C			
05/09/2025 REG	8GR/Rg	C			
05/09/2025 1	8A/Fri1	C			
05/09/2025 2	8ac/Ma1	C			
05/09/2025 3	8P1/Ar	C			
05/09/2025 4	8P1/Ar	C			
05/09/2025 5	8A/En1	C			
05/09/2025 6	8ad/Lu1	C			
05/09/2025 7	8a/Pe1	C			
05/09/2025 8	8a/Pe1	C			
05/09/2025 9	8A/En1	C			
05/09/2025 10	8A/En1	C			
1 students		33			

Meal List Report

- [Select Reports](#) | [Lesson Monitor](#) | [Selected Student Reports](#) | **Meal List Report**

Meal List Report

Date:

Group Type:

Title:

View Meal List Summary

Meal List Report

Session: 01/05/2025 AM
Scope: Whole School
Number of Pupils/Students with / \ L

Meal Code	Meal Description	Present	Free School Meal
	No Meal Code	662	21
SM	School Meal	0	0
PL	Packed Lunch	0	0
HO	Home	0	0
AB	Absent	0	0
OS	Other School	0	0
CC	Cash Cafeteria	0	0

Group Reports

Group Analysis by Attendance Category Report

This is the monthly or annual percentage summary report. It is important to remove the tick in the option **Restrict by DOB Range** to ensure all students are included in this report.

- **Select Reports | Lesson Monitor | Group Reports | Group Analysis by Attendance Category Report**

Group Analysis by Attendance Category

From: to

Title:

Group Type:

Report type:
 Sessions
 Lessons
 Show Girls and Boys Separately

Show data as:
 Numbers
 Percentages

Restrict by DOB Range

From: To:

Group Analysis by Attendance Category

Period: 01/08/2024 to 30/04/2025

Scope: Reg Group
 8A+8B+8C+8D+9A+9B+9C+9D+10A+10B+10C+10D+11A+11B+11C+11D+12A+12B+12C+12D+13A+13B+13C+13D+14A+14B+14C+14D

Number of Sessions

Group	Presents	AEA	Authorised Absences	Unauthorised Absences	Possible	% Attend
8A	658	60	60	38	850	84.5
8B	816	0	0	0	816	100.0
8C	850	0	0	0	850	100.0
8D	796	10	10	0	816	98.8
9A	830	10	10	0	850	98.8
9B	810	20	20	0	850	97.6
9C	830	10	10	0	850	98.8
9D	796	10	10	0	816	98.8
10A	864	10	10	0	884	98.9
10B	864	10	10	0	884	98.9
10C	864	10	10	0	884	98.9
10D	830	10	10	0	850	98.8
11A	782	0	0	0	782	100.0
11B	762	10	10	0	782	98.7
11C	728	10	10	0	748	98.7
11D	748	0	0	0	748	100.0
12A	782	0	0	0	782	100.0
12B	782	0	0	0	782	100.0
12C	748	0	0	0	748	100.0
12D	748	0	0	0	748	100.0
13A	782	0	0	0	782	100.0
13B	748	0	0	0	748	100.0
13C	748	0	0	0	748	100.0
13D	748	0	0	0	748	100.0
14A	816	0	0	0	816	100.0
14B	816	0	0	0	816	100.0
14C	782	0	0	0	782	100.0
14D	782	0	0	0	782	100.0
Totals	22110	180	180	38	22542	98.9

School Prospectus Analysis Report

- Select **Reports | Lesson Monitor | Group Reports | School Prospectus Analysis Report**

It is important to remove the tick in the option **Restrict by DOB Range** to ensure all students are included in this report.

School Prospectus Analysis Report

Search Print

From to

Group Type

Title

Show Girls and Boys Separately

Restrict by DOB Range

From To

School Prospectus Analysis

Period : 01/08/2024 to 30/04/2025

Year Group - 8 + 9 + 10 + 11 + 12 + 13 + 14

Pupils in DOB Range 01/09/2008 - 31/08/2019

Group	Total No of Pupils	Authorised Absences			Unauthorised Absences		
		No of Pupils	% of Pupils	% of Sessions	No of Pupils	% of Pupils	% of Sessions
Year 8	39	2	5.1	1.5	2	5.1	0.3
Totals	39	2	5.1	1.5	2	5.1	0.3

Group Analysis by Code Report

- Select **Reports | Lesson Monitor | Group Reports | Group Analysis by Code Report**

It is important to remove the tick in the option **Restrict by DOB Range** to ensure all students are included in this report.

Group Analysis by Code Report

Search Print

From: to Group Type:

Title:

Show values as

Numbers Percentages

Report Content

Show Girls and Boys Separately

Show Key to Codes

Restrict by DOB Range

From: To:

Group Analysis by Code

Period : 01/09/2025 to 30/09/2025

Pupils DOB Range: 01/09/2008 - 31/08/2019

Reg Group 8A

Number of Sessions

Group	/	\	A	B	C	D	G	H	I1	I4	J	L	M	N	O1	O2	P	R	S	U	V	W	1	2	3	4	5	6	7	8	9	-	!	Poss
8A	39	39					6																											84
Totals	39	39					6																											84

Key to codes					
/	Present (AM)	N	No reason yet provided for absence	3	Elective Home Education
\	Present (PM)	O1	Other exceptional circumstance	4	Pupil Referral Unit
A	Artistic Endeavour	O2	Temporary exceptions to the curriculum	5	Another mainstream school (EF)
B	Bereavement	P	Approved Sporting Activity	6	Training Organisation (EF)
C	Suspended	R	Religious Observance	7	FE College (EF)
D	Did not provide a reason	S	Study Leave	8	Intensive Support Learning Unit
G	Family holiday (not agreed)	U	Late (after reg closed)	9	CAMHS
H	Other absence	V	Educational visit	-	All should attend/no mark recorded
I1	Illness General	W	Work experience	!	No attendance required
I4	Emotionally based school non attendance (EBSNA)	X	Only staff should attend	#	Holiday for all
J	Extended Leave with Consent	Y	Exceptional closure	*	Not on roll
L	Late (before reg closed)	1	REP (ELB)		
M	Medical/Dental appts	2	Home/hospital tuition (ELB)		

Group Session Summary Report

- Select Reports | Lesson Monitor | Group Reports | Group Session Summary Report

Group Session Summary Report

Search Print

From 01/08/2024 AM to 30/04/2025 PM Group Type Reg Group

Title Group Session Summary

Show Girls and Boys Separately

Group Session Summary

Period: 01/08/2024 AM to 30/04/2025 PM

Scope: Reg Group 8A

	Sessions	%
Attendances	6340	89.25
Authorised absences	514	7.24
Unauthorised absences	250	3.52
Possible Attendance	7104	
Including		
Approved Educational Activity	104	1.46
Lates before reg closed	0	0.00
Lates after reg closed	0	0.00
Unexplained absences	140	1.97

Group Weekly Analysis Report

- Select **Reports | Lesson Monitor | Group Reports | Group Weekly Analysis Report**

It is important to remove the tick in the option **Restrict by DOB Range** to ensure all pupils are included in this report.

Group Weekly Analysis Report

Search Print

From w/b to w/b

Group Type

Title

Show Girls and Boys Separately

Restrict by DOB Range

From To

Show Data As

Numbers Percentages

Group Weekly Analysis			
Period: w/b 29/07/2024 to w/b 28/04/2025			
Pupils DOB Range: 01/09/2008 - 31/08/2019			
Reg Group 8A		Percentages	
w/b	Attendances	Authorised Absences	Unauthorised Absences
29/07/2024	0.0	0.0	0.0
05/08/2024	0.0	0.0	0.0
12/08/2024	0.0	0.0	0.0
19/08/2024	0.0	0.0	0.0
26/08/2024	0.0	0.0	0.0
02/09/2024	100.0	0.0	0.0
09/09/2024	100.0	0.0	0.0
16/09/2024	0.0	100.0	0.0
23/09/2024	100.0	0.0	0.0
30/09/2024	0.0	100.0	0.0
07/10/2024	100.0	0.0	0.0
14/10/2024	0.0	100.0	0.0
21/10/2024	100.0	0.0	0.0
28/10/2024	0.0	0.0	0.0
04/11/2024	0.0	100.0	0.0
11/11/2024	0.0	0.0	100.0
18/11/2024	0.0	100.0	0.0
25/11/2024	100.0	0.0	0.0

Group Analysis by AM/PM Report

This report is useful for the Annual Pupil Reports

- Select **Reports | Lesson Monitor | Group Reports | Group Analysis by AM/PM Report**

Group Analysis by AM/PM Report

Search Print

From to

Title

Group Type

Show Girls and Boys separately

Show values as

Numbers Percentages

Group Analysis by AM/PM

Period : 01/08/2024 to 30/04/2025

Reg Group 8A+8B+8C+8D+9A+9B+9C+9D

Number of Sessions

Group	Present		AEA		Authorised		Unauthorised		Possible		%Attend	
	AM	PM	AM	PM	AM	PM	AM	PM	AM	PM	AM	PM
8A	3118	3118	52	52	257	257	125	125	3552	3552	89.2	89.2
8B	3552	3552	0	0	0	0	0	0	3552	3552	100.0	100.0
8C	3700	3700	0	0	0	0	0	0	3700	3700	100.0	100.0
8D	3495	3495	5	5	47	47	5	5	3552	3552	98.5	98.5
9A	3648	3648	5	5	42	42	5	5	3700	3700	98.7	98.7
9B	3581	3581	20	20	84	84	15	15	3700	3700	97.3	97.3
9C	3643	3643	5	5	47	47	5	5	3700	3700	98.6	98.6
9D	3495	3495	10	10	42	42	5	5	3552	3552	98.7	98.7
Totals	28232	28232	97	97	519	519	160	160	29008	29008	97.7	97.7

Group Analysis by Session in Week Report

- Select **Reports | Lesson Monitor | Group Reports | Group Analysis by Session in Week Report**

Group Analysis by Session in Week Report

Search Print

From to

Group Type:

Title:

Show Data As

Numbers

Percentage

Report Content

Show Girls and Boys separately

Session Categories

Presents

AEA

Authorized

Unauthorized

Group Analysis by Session in Week

Period: 01/08/2024 to 30/04/2025

Reg Group 8A+8B+8C+8D

Number of sessions in category : Present + AEA

Group	Mon		Tue		Wed		Thu		Fri		All Week	
	AM	PM	AM	PM	AM	PM	AM	PM	AM	PM	AM	PM
Weeks	29	29	30	30	30	30	30	30	29	29	148	148
8A	622	622	646	646	646	646	640	640	616	616	3170	3170
8B	696	696	720	720	720	720	720	720	696	696	3552	3552
8C	725	725	750	750	750	750	750	750	725	725	3700	3700
8D	686	686	710	710	710	710	709	709	685	685	3500	3500
Totals	2729	2729	2826	2826	2826	2826	2819	2819	2722	2722	13922	13922

Group Analysis by STAR Field Report

- Select Reports | Lesson Monitor | Group Reports | Group Analysis by STAR Field Report

NB The STAR Field of **Summer Born** looks at pupils born between 1st May and 31st August

Group Analysis by STAR Field

Search Print

From: 01/08/2024 AM to 30/04/2025 PM

Group Type: Reg Group

Title: Group Analysis by STAR Field

Show Girls and Boys Separately

STAR Fields

- Description
- Assessment User Defined
- Asylum Status
- Boarder Status
- Class
- Course
- Dietary Needs

Show Values as

Numbers

Percentages

Extra Codes (Up to two Extra Codes allowed)

- / Present (AM)
- \ Present (PM)
- A Artistic Endeavour
- B Bereavement
- C Suspended
- D Did not provide a reason
- F Family holiday (agreed)

Group Analysis by STAR Field

Period: 01/08/2024 AM to 30/04/2025 PM

Reg Group 8A

Percentages

SEN Status	Pupils in group	Attendances	Authorised Absences	Unauthorised Absences	Late Before	Late After
Provision no longer needed	2	80.7	15.9	3.4	0.0	0.0
Sch SpEP plus external provision	2	100.0	0.0	0.0	0.0	0.0
EA Statement	4	89.0	0.0	11.0	0.0	0.0
Totals	8	89.7	4.0	6.3	0.0	0.0

Group Analysis by STAR Field

Period: 01/08/2024 AM to 30/04/2025 PM

Reg Group 8B

Percentages

SEN Status	Pupils in group	Attendances	Authorised Absences	Unauthorised Absences	Late Before	Late After
Provision no longer needed	1	100.0	0.0	0.0	0.0	0.0
Sch delivered SpEP	1	100.0	0.0	0.0	0.0	0.0
Sch SpEP plus external provision	4	100.0	0.0	0.0	0.0	0.0
EA Statement	2	100.0	0.0	0.0	0.0	0.0
Totals	8	100.0	0.0	0.0	0.0	0.0

Group Analysis by Vulnerability Report

- Select **Reports | Lesson Monitor | Group Reports | Group Analysis by Vulnerability Report**

NB The STAR Field of **Summer Born** looks at pupils born between 1st May and 31st August

Group Analysis by Vulnerability

Search Print

From 01/09/2025 AM to 30/09/2025 PM Group Type Reg Group

Title Group Analysis by Vulnerability

Show Girls and Boys Separately

STAR Fields

Description
In Care
Jobseekers/Income Support
Medical Conditions Flag
Newcomer
SEN Status
Service Children in Education

Show Values as
 Numbers
 Percentages

Extra Codes (Up to two Extra Codes allowed)

/ Present (AM)
 \ Present (PM)
 A Artistic Endeavour
 B Bereavement
 C Suspended
 D Did not provide a reason
 E Educated off site

Group Analysis by Vulnerability

Period: 01/09/2025 AM to 30/09/2025 PM

Reg Group 8A

Percentages

	Pupils in group	Attendances	Authorised Absences	Unauthorised Absences	Late Before	Late After
Newcomer	3	92.06	1.59	6.35	0.00	0.00
Not Newcomer	22	99.57	0.00	0.43	0.00	0.00

Group Analysis by Vulnerability

Period: 01/09/2025 AM to 30/09/2025 PM

Reg Group 8B

Percentages

	Pupils in group	Attendances	Authorised Absences	Unauthorised Absences	Late Before	Late After
Newcomer	1	100.00	0.00	0.00	0.00	0.00
Not Newcomer	23	100.00	0.00	0.00	0.00	0.00

Group Analysis by Vulnerability

Period: 01/09/2025 AM to 30/09/2025 PM

Reg Group 8C

Percentages

	Pupils in group	Attendances	Authorised Absences	Unauthorised Absences	Late Before	Late After
Newcomer	4	100.00	0.00	0.00	0.00	0.00
Not Newcomer	21	100.00	0.00	0.00	0.00	0.00

Post Registration Absence Report (LM)

- Select Reports | Lesson Monitor | Group Reports | Post Registration Absence Report

Post Registration Absence Report

From to
Group Type

Title

Post Registration Absence

Date Range: 11/01/2025 to 11/05/2025

Number of Periods

Group	Present for Registration and Absent for Lesson		
	Authorised Absence	Unauthorised Absence	Unexplained Absence
8	0	0	0
Total	0	0	0

Missing marks have been ignored

Group Weekly Lesson Attendance Report (LM)

- Select **Reports | Lesson Monitor | Group Reports | Group Weekly Lesson Attendance Report**

Group Weekly Analysis Report

Search Print

From w/b to w/b

Group Type

Title

Show Girls and Boys Separately

Show Data As

Numbers Percentages

Restrict by DOB Range

From To

Year 8		Percentages		
w/b	Attendances	Authorised Absences	Unauthorised Absences	
29/07/2024	0.0	0.0	0.0	
05/08/2024	0.0	0.0	0.0	
12/08/2024	0.0	0.0	0.0	
19/08/2024	0.0	0.0	0.0	
26/08/2024	0.0	0.0	0.0	
02/09/2024	98.0	0.0	1.0	
09/09/2024	98.0	0.0	1.0	
16/09/2024	90.8	7.1	1.0	
23/09/2024	96.9	0.0	2.0	
30/09/2024	90.8	7.1	1.0	

School Holidays and Closures Planner

- Select **Reports | Lesson Monitor | Group Reports | School Holidays & Closures Planner**

School Holidays and Closures Planner Report		
School Holidays and Closures Planner for 2024 - 2025		
School Name	Gamble Academy	
DENI Number	2220991	
Governance	Voluntary	
School Phase	Secondary Non-Grammar	
Total Students On Roll	663	
Total Number of Teaching Days	190	
Total Number of Teacher Training Days (X)	4	
Total Number of Exceptional Circumstances Days (Y)	0	
Total Number of Holidays for All (#)	67	
Teacher Training Days, Exceptional Circumstances Days and Holidays Details		
Teacher Training Days (X)		
Event Start	Event End	Description
27/08/2024	27/08/2024	
28/08/2024	28/08/2024	
29/08/2024	29/08/2024	
30/08/2024	30/08/2024	
Exceptional Circumstances Days (Y)		
No Exceptional Circumstances Days have been found for the selected year		
Holidays for All (#)		
Event Start	Event End	Description
01/08/2024	26/08/2024	August Holidays
28/10/2024	01/11/2024	Halloween Holidays
21/12/2024	01/01/2025	Christmas Holiday
17/02/2025	21/02/2025	Midterm Holidays
17/03/2025	17/03/2025	St Patricks Day
18/04/2025	27/04/2025	Easter Holiday
05/05/2025	05/05/2025	May Day
01/07/2025	31/07/2025	Summer Holiday

Module Reports

History of Changes Report

- Select Reports | Lesson Monitor | Module Reports | History of Changes Report

History of Changes Report

Search
 Print
 Next
 Previous

From to
Group Type

Title

Include changes from 'N' mark

View
 Sessions
 Sessions and Lessons

History of Changes

Date Range: 01/04/2025 to 12/05/2025

Scope: Whole School Selected

Sessions and Lessons

Include changes from 'N' mark: No

Name	Reg	Register Date	Class	Recorded by	Previous Mark	New Mark	Changed by	Date & time of change	Method	Reason for change
Adams, Adam	9A	06/05/2025 AM	Reg	c. user	/	N	c. user	12/05/2025 13:14	Lesson Mark	Entered in error
		06/05/2025 PM	Reg	c. user	\	N	c. user	12/05/2025 13:14	Lesson Mark	Entered in error
		07/05/2025 AM	Reg	c. user	/	N	c. user	12/05/2025 13:14	Lesson Mark	Entered in error
		07/05/2025 PM	Reg	c. user	\	N	c. user	12/05/2025 13:14	Lesson Mark	Entered in error
		08/05/2025 AM	Reg	c. user	/	N	c. user	12/05/2025 13:14	Lesson Mark	Entered in error
		08/05/2025 PM	Reg	c. user	\	N	c. user	12/05/2025 13:14	Lesson Mark	Entered in error
		09/05/2025 AM	Reg	c. user	/	N	c. user	12/05/2025 13:14	Lesson Mark	Entered in error
		09/05/2025 PM	Reg	c. user	\	N	c. user	12/05/2025 13:14	Lesson Mark	Entered in error

Registers with Missing Marks Report (LM)

- Select **Reports | Lesson Monitor | Module Reports | Registers with Missing Marks Report**

Registers With Missing Marks Report

Search Print Next Previous

From to Group Title

Value Range

Any

At Least marks

Exactly marks

Less Than marks

Between and marks

Order By

Date + Period + Class Name

Teacher + Date + Period

Registers with Missing Marks

Date Range: 02/05/2025 REG to 02/05/2025 10

Scope: All Years

Value Range: At Least 15 marks

Date	Period	Class	Teacher	Room	Missing Marks
02/05/2025	Fri:2	8ac/Ma1	Miss K. Singh	Maths 2	25
	Fri:2	8ac/Ma2	Mr G. Smyth	Science 1	24
	Fri:2	8ac/Ma3	Mrs A. Irvine	IT1	24
	Fri:3	8P1/Ar	Mrs F. Turner	Art 2	20
	Fri:3	8P2/Ar	Mrs L. Chase	Art 1	18
	Fri:3	8P3/TI	Mrs C. Peacock	TD2	18
	Fri:3	8P4/He	Mrs C. Hodgson	Leisure Studies	17
	Fri:4	8P1/Ar	Mrs F. Turner	Art 2	20
	Fri:4	8P2/Ar	Mrs L. Chase	Art 1	18
	Fri:4	8P3/TI	Mrs C. Peacock	TD2	18
	Fri:4	8P4/He	Mrs C. Hodgson	Leisure Studies	17
	Fri:6	8ad/Lu1			97
	Fri:7	8a/Pe1	Mr A. Gray	Gym	19
	Fri:8	8a/Pe1	Mr A. Gray	Gym	19