

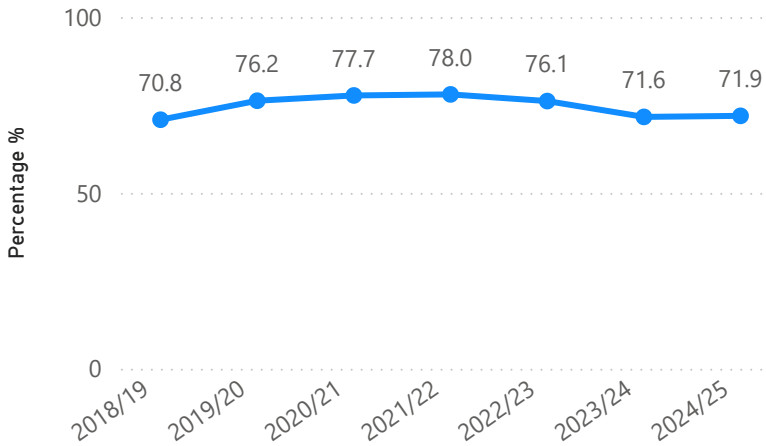
Qualifications and Destinations of Northern Ireland School Leavers 2024/25



Note: due to the COVID-19 pandemic, year-on-year changes for 2019/20 onward might have been affected by alternative awarding and assessment processes rather than reflect changes in underlying performance.

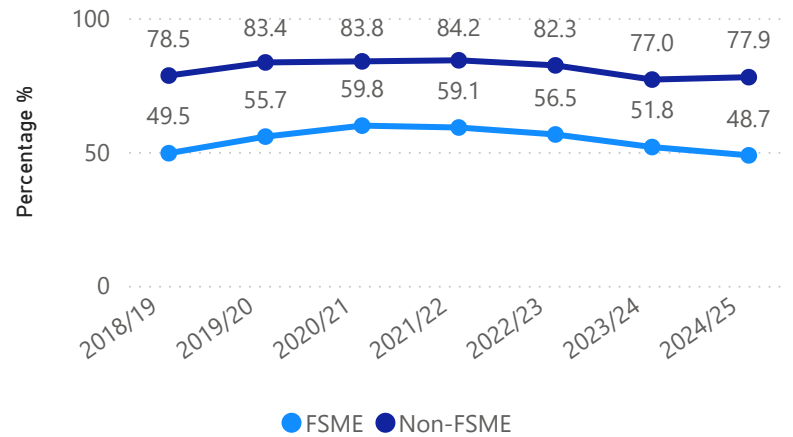
All Leavers

School Leavers achieving at least 5 GCSEs at A*-C (or equivalents) incl. GCSE English and maths



Free School Meal Entitlement (FSME)

FSME and Non-FSME pupils achieving at least 5 GCSEs at A*-C (or equivalents) incl. GCSE English and maths



Increase of 1.1 percentage points since 2018/19

Gap between FSME and Non-FSME pupils increased by 0.2 of a percentage point since 2018/19

Sex

75.0% of females achieved at least 5 GCSEs at A*-C (or equivalents) incl. GCSE English and maths

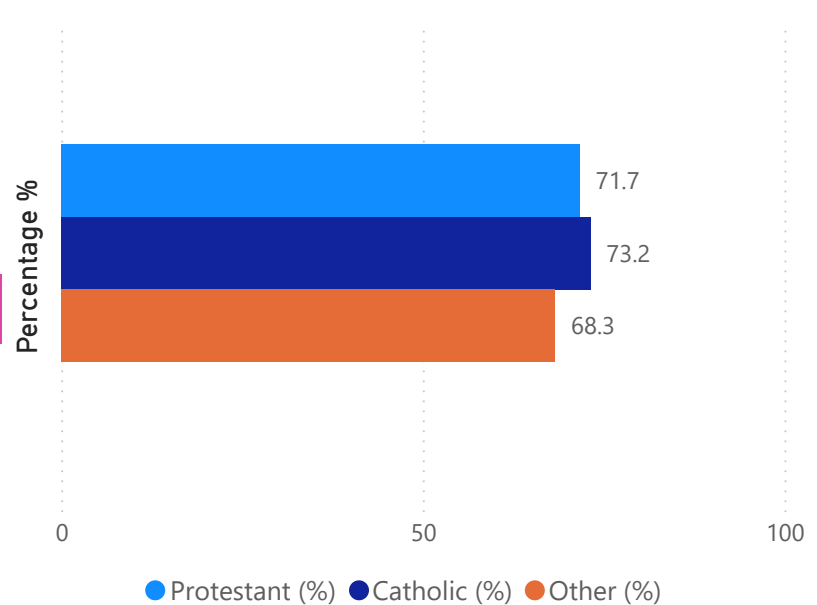


69.0% of males achieved at least 5 GCSEs at A*-C (or equivalents) incl. GCSE English and maths



Religion

Religion of School Leavers achieving at least 5 GCSEs at A*-C (or equivalents) incl. GCSE English and maths



School Type

School Leavers achieving at least 5 GCSEs at A*-C (or equivalents) incl. GCSE English and maths by School Type

93.9% of pupils leaving grammar schools



56.6% of pupils leaving non-grammar schools

School Leaver Destinations

Higher Education 40.2%

Further Education 32.0%

Employment 10.6%

Training 12.7%

Unemployment 2.5%

