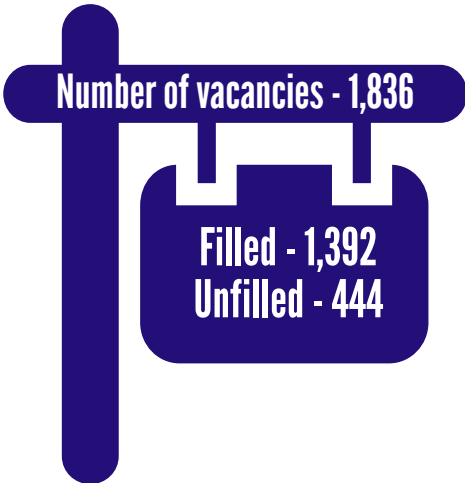
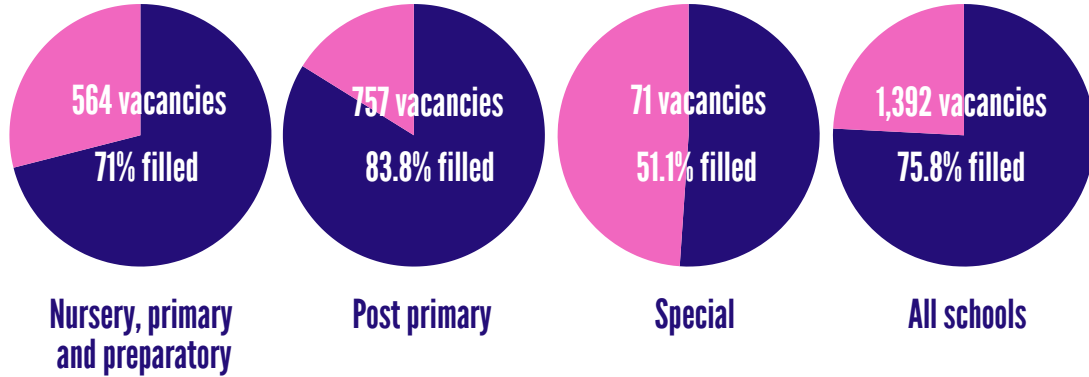


# Teacher vacancies, sickness absence and substitution statistics in grant-aided schools in Northern Ireland, 2025/26


## Teacher vacancies



### Teacher vacancies that were filled by November 2025



## Teacher sickness absence



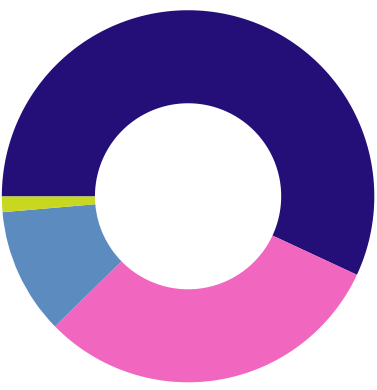
**61.4% (11,158) of teachers took a period of sickness absence**  
**10.2 days on average were lost due to sickness per teacher**  
**185,418 days were lost due to sickness absence**



**19.3%** of sickness absences were 5 days or less in duration  
**13.4%** of sickness absences were 6 to 20 days in duration  
**67.3%** of sickness absences were more than 20 days in duration

## Teacher substitution costs

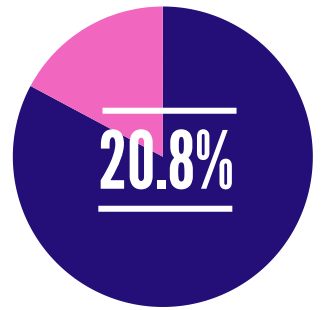
Teacher substitution costs increased to  
**£131.1 million**



**Nursery and primary**  
£72,483,369.06  
**Post primary**  
£39,114,512.09  
**Special**  
£13,960,354.01  
**Peripatetic**  
£1,737,787.31  
**COVID-19**  
£4,735.38

### Substitution days as a proportion of total teaching days

**Total teaching days**  
3,224,915  
**Substitution days**  
669,843.4



### Highest costing reasons for substitution cover

Number	Reason	Cost	% of yearly total
<u>1.</u>	Vacant posts	£44,265,814.16	33.8%
<u>2.</u>	Sickness	£25,506,964.11	19.5%
<u>3.</u>	Maternity/Adoption/Paternity	£18,227,899.15	13.9%