

COPY OF DEVELOPMENT PROPOSAL SUBMISSION

Cover Note

DP No.	411, 412, & 413	
School(s)	(i)West Winds Primary School, Newtownards 401-6083 (ii)Castle Gardens Primary School, Newtownards 401-1462 (iii)Londonderry Primary School , Newtownards 401-6004	
Proposal	(i)Decrease enrolment (ii)Decrease enrolment (iii)Increase enrolment	
Minister's Decision	Approve	
Date of Decision	1/03/2016	
Minister's Comments	Agreed	
Additional notes	Implementation date - 1 September 2016	
Information redacted	Some information and personal data may have been removed in line with the principles of the Freedom of Information and Data Protection Act.	
	Key	Details - N/A
	■	redaction
	*	refers to less than five cases where data is considered sensitive
	#	means figure has been suppressed to prevent disclosure of sensitive information under rules of disclosure

**FROM: Lorraine Finlay
Area Planning Policy Team**

DATE: 18 February 2016

To: JOHN O'DOWD MLA see copy distribution list below

**ADJUSTMENT OF ENROLMENTS AT SCHOOLS IN NEWTOWNARDS:
DEVELOPMENT PROPOSAL No. 411 - WEST WINDS PRIMARY SCHOOL
DEVELOPMENT PROPOSAL No. 412 - CASTLE GARDENS PRIMARY SCHOOL
DEVELOPMENT PROPOSAL No. 413 - LONDONDERRY PRIMARY SCHOOL**

Issue:	<p>To decide on Development Proposals No. 411 and No 413 published by the Education Authority on 12 November 2015 which propose that:</p> <p><u>DP 411</u> – the approved enrolment number of West Winds Primary School should <u>decrease</u> from 232 to 203. The current admission figure of 29 would remain. The school would become a single stream entry school with effect from 1 September 2016 or as soon as possible thereafter.</p> <p><u>DP 413</u> - the admission number of Londonderry Primary School should <u>increase</u> from 53 to 58 and that its enrolment number should increase to 406 at which point the school would become a two stream entry school with effect from 1 September 2016 or as soon as possible thereafter.</p> <p>And to decide on DP 412 published by the Education Authority on 3 December 2015 which proposes that:</p> <p><u>DP 412</u> - the admission number of Castle Gardens Primary School should <u>decrease</u> from 87 to 58 and that its enrolment number should decrease to 406 at which point the school would become a double stream entry school with effect from 1 September 2016 or as soon as possible thereafter.</p>
---------------	--

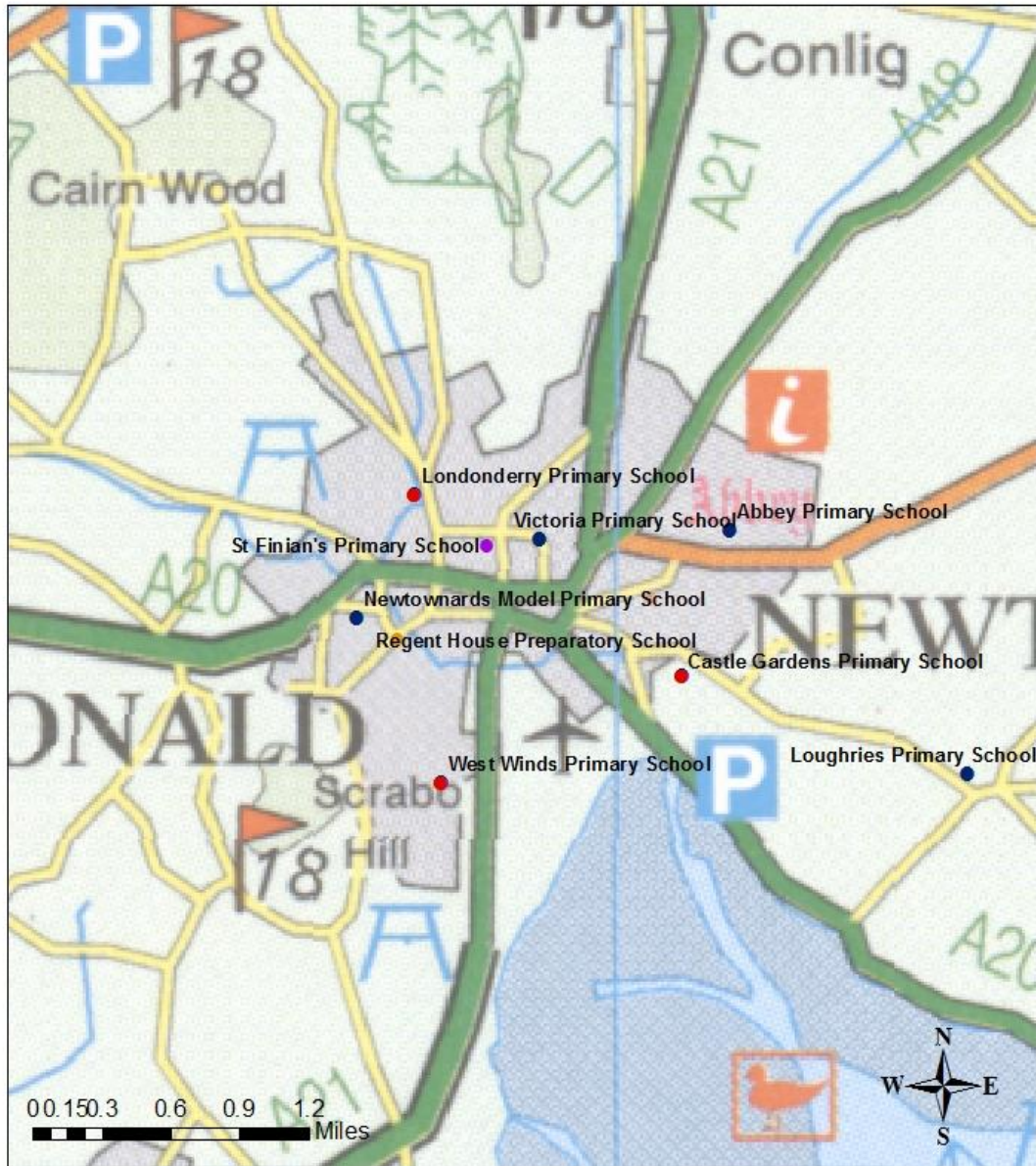
Timescale:	Urgent – the 2016/17 admissions process is ongoing.
Financial Implications:	There are no capital costs associated with these proposals.
FOI Implications:	This submission is likely to be fully disclosable.
Statutory Duties Implications	N/A
Legislation Implications:	None.
Presentational Issues:	<p>There is likely to be local media interest in your decision on these proposals. Should any queries arise the Communications Team can refer to this submission and liaise with officials. A draft Press Release will be provided for your approval following your decision.</p> <p><i>(Cleared with the Communications Team).</i></p>
Recommendation:	<p>It is recommended that you :</p> <p>(i) Approve DP 411 that the approved enrolment number of West Winds Primary School should <u>decrease</u> from 232 to 203. The current admission figure of 29 would remain. The school would become a single stream entry school with effect from 1 September 2016 or as soon as possible thereafter.</p> <p>(ii) Approve DP 412 that the admission number of Castle Gardens Primary School should <u>decrease</u> from 87 to 58 and that its enrolment number should decrease to 406 at which point the school would become a two stream entry school with effect from 1 September 2016 or as soon as possible thereafter.</p> <p>(iii) Approve DP 413 that the admission number of Londonderry Primary School should <u>increase</u> from 53 to 58 and that its enrolment number should increase to 406 at which point the school would become a two stream entry school with effect from 1 September 2016 or as soon as possible thereafter.</p>

	<p>(iv) Agree that this submission (with appropriate redactions) can be published on the Department's website once the Education Authority and the Schools have been informed of your decisions and a press release issued.</p>
--	--

CONTENTS

Maps	Paragraph Number
Introduction and Background	1
Special Considerations	15
Cases for Change	16
Consultations	20
Sustainability Summary DP 411 West Winds Primary School	26
Sustainability Summary DP 412 Castle Gardens Primary School	27
Sustainability Summary DP 413 Londonderry Primary School	28
Other Considerations	29
Conclusions	39
Recommendations	48
<u>Attachments</u>	
Appendix A DP 411 West Winds Primary School	
Appendix B DP 412 Castle Gardens Primary School	
Appendix C DP 413 Londonderry Primary School	
Appendix D Education and Training Inspectorate Comments	

Londonderry, Castle Gardens & West Winds Primary Schools

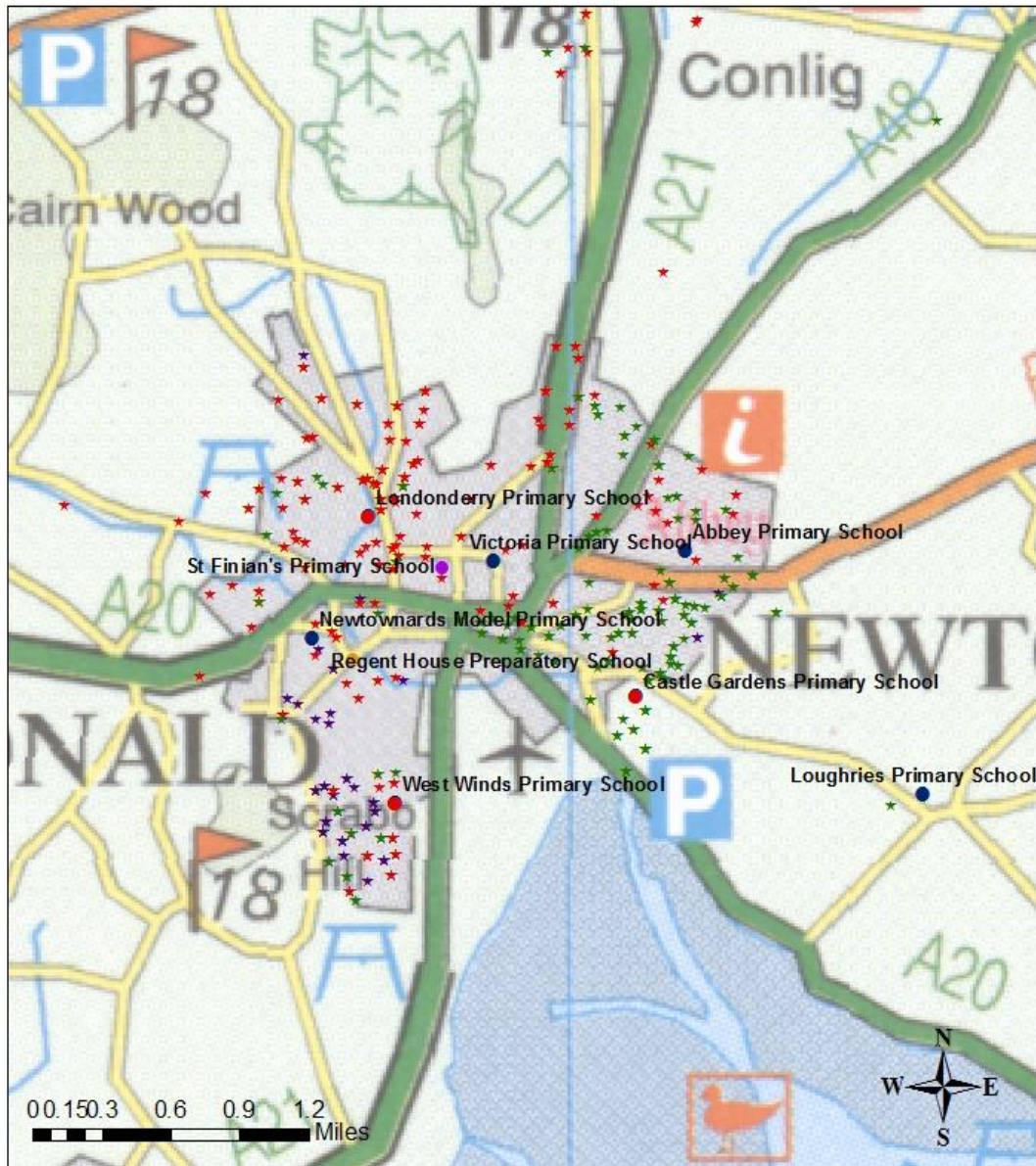


Key

- Castle Gardens, Londonderry & West Winds Primary Schools
- Controlled Primary Schools
- Preparatory School
- Catholic Maintained



Londonderry, Castle Gardens & West Winds Primary Schools



- Key
- Castle Gardens, Londonderry & West Winds Primary Schools
 - ★ Castle Gardens Pupils Location
 - ★ Londonderry Pupils location
 - ★ West Wind Pupils Location
 - Controlled Primary Schools
 - Preparatory School
 - Catholic Maintained



INTRODUCTION

1. The Education Authority (EA) published Development Proposals No 411 and 413 on 12 November 2015 and proposal 412 on 3 December 2015, which propose to adjust the approved enrolment number at West Winds Primary School (PS) and the approved enrolment and admissions numbers at Castle Gardens PS and Londonderry PS, Newtownards all with effect from 1 September 2016, or as soon as possible thereafter as follows:

Table 1: Development Proposal Adjustments

School	Proposed Changes to Admissions Numbers	Proposed Changes to Approved Enrolment Numbers
West Winds PS	No change (29)	Decrease from 232 to 203
Castle Gardens PS	Decrease from 87 to 58	Decrease from 420 to 406
Londonderry PS	Increase from 53 to 58	Increase from 368 to 406 pupils

2. The statutory 2-month objection period for proposals 411 and 413 ended on 12 January 2016 and proposal 412 ended on 3 February 2016. DP 412 for Castle Gardens was delayed as the EA undertook further consultation due to changes to the proposal. A copy of each proposal as published is included in Appendices A - C.

3. The Education Authority has brought these proposals forward as part of an overall adjustment of the controlled primary sector within Newtownards. The EA undertook a review of the controlled primary provision in Newtownards town to ascertain if the present configuration was the most efficient and effective mechanism to meet the long term needs of the children in the area. While each of the proposals have been considered on an individual basis and on their own merits it has also been necessary to consider them collectively in order to have an understanding of the local area solution proposed. Individual assessments are attached at Appendices A - C.

BACKGROUND

West Winds Primary School

4. West Winds PS is a controlled co-educational school on the outskirts of Newtownards along the Comber Road. The school has a Learning Support Class attended by 10 children, a nurture unit and a nursery unit for 26 children. On the Northern Ireland Multiple Deprivation Measure 2010 the Scrabo 1 Super Output Area is placed 207 out of 890 (1 being most deprived and 890 being least deprived). Just over 71% (130) of the school's pupils are entitled to Free School Meals.

5. At present, the approved enrolment for West Winds PS is 232. This is within the nine class base category (231-260 pupils) as determined by the School Building Handbook. Statistics for 2014/15 show 157 pupils at the school with unverified statistics for 2015/16 showing 156 pupils at the school.

Castle Gardens Primary School

6. Castle Gardens PS is a controlled co-educational primary school situated on the Bowtown Road, Newtownards. A new build 21 class base (586-615 pupils) school was opened in 2001 to accommodate a three stream entry. On the Northern Ireland Multiple Deprivation Measure 2010 the Gregstown 2 Super Output Area is placed 335 out of 890 (1 being most deprived and 890 being least deprived). Just over 25% (62) of the school's pupils are entitled to Free School Meals.

7. At present, the approved enrolment for Castle Gardens PS is 420. This is within the 15 class base category (411-435 pupils). Statistics for 2014/15 show 244 pupils at the school with unverified statistics for 2015/16 showing 235 pupils at the school.

Londonderry Primary School

8. Londonderry PS is a controlled co-educational primary school situated in the centre of Newtownards town at the Glen Estate. On the Northern Ireland Multiple Deprivation Measure 2010 the Glen 1 Super Output Area is placed 161 out of 890 (1 being most deprived and 890 being least deprived). Almost 32% (123) of the school's pupils are entitled to Free School Meals.

9. At present, the approved enrolment for Londonderry PS is 368. This is within the 13 class base category (351-380 pupils). Statistics for 2014/15 show 386 pupils at the school with unverified statistics for 2015/16 showing 384 pupils at the school.

AREA

10. In the Newtownards area, there are seven controlled primary schools, one maintained school and one preparatory school. On 20 May 2015 you approved development proposal No 246 for Loughries PS for the acquisition of controlled integrated status from September 2016.

11. These schools and their enrolment details are included in Table 2 below. The table shows that enrolments at these schools have been steadily falling from 2649 in 2012/13 to 2588 in 2014/15. However, unverified figures for 2015/16 show an increase to 2614. In 2014/15 there were 2963 places available and there were 544 unfilled places in the area.

12. In 2015/16 there were 414 places available in controlled schools at P1 and 350 pupils were admitted, leaving 64 places unfilled.

13. Map 1 above shows the three primary schools and the alternative primary schools in the area surrounding the three schools, with the pupils of the three schools detailed in Map 2. The maps show that West Winds PS mainly serves the local area but there is an overlap in catchment areas between Castle Gardens PS and Londonderry PS.

Table 2: Snapshot of Newtownards Primary Schools 2014/15

Newtownards Primary Schools	Distance from L'derry Primary School	Distance from Castle Gardens Primary School	Distance from West Winds Primary School	Approved Enrolment (2014/15)	2012/13 Enrol	2013/14 Enrol*	2014/15 Enrol***	(Unverified) 2015/16 Enrol***	2014/15 Unfilled places**	Approved Admission Nos	14/15 Admission	2015/16 Total First Preference Applies	Variance (over/under subscribed at First Pref)	2015/16 (unverified) Actual Admission	ETI reports assessment/ publication date
Controlled															
Abbey PS	1.9	2.3	2.8	610	571	576	548	550	72	87	66	76	11 (u)	78	2009 Very Good
Castle Gardens PS	1.8	-	2.6	420	282	259	244	235	184	87	28	26	61 (u)	37	2011 Very Good
Londonderry PS	-	2.2	2.4	368	377	384	386	384	-	53	53	68	15 (o)	53	2009 Good
Loughries PS	3.5	1.5	3.8	102	65	54	68	75	40	15	11	9	6 (u)	10	2015 Good
Newtownards Model PS	1	1.6	1.6	406	396	403	404	413	8	58	61	63	5 (o)	58	2009 Very Good
Victoria PS	1	0.9	2.1	592	515	532	527	550	71	85	72	67	18 (u)	90	2008 Very Good
West Winds PS	2.3	2.3	-	232	157	147	157	156	89	29	22	22	5(u)	24	2014 Very Good
Sub-total				2730	2363	2355	2334	2363	464	414	313	331	0	350	
Maintained															
St Finian's PS	0.8	1.4	1.9	233	170	156	157	146	80	30	24	17	13 (u)	16	2014 Satisfactory
Sub-total				233	170	156	157	146	80	30	24	17	0	16	
Prep															
Regent	1.1	1.5	1.3	-	116	113	97	105	-	-	6	-	-	7	2015

Newtownards Primary Schools	Distance from L'derry Primary School	Distance from Castle Gardens Primary School	Distance from West Winds Primary School	Approved Enrolment (2014/15)	2012/13 Enrol	2013/14 Enrol*	2014/15 Enrol***	(Unverified) 2015/16 Enrol***	2014/15 Unfilled places**	Approved Admission Nos	14/15 Admission	2015/16 Total First Preference Applies	Variance (over/under subscribed at First Pref)	2015/16 (unverified) Actual Admission	ETI reports assessment/ publication date
House															Satisfactory
Sub-total				0	116	113	97	105	0	0	6	0	0	7	
GRAND TOTAL"				2963	2649	2624	2588	2614	544	444	343	348	0	373	

* Total Enrols include SEN stage 5 pupils **Unfilled places excludes SEN stage 5 pupils ***2014/15 stats: Source NI Census

2015/16 stats are unverified and may be subject to change

14. The Needs Model projections included in the current Primary Area Plan (20 June 2014) for the former Ards Borough Council Area show that the overall need is set to peak in 2018 at 6540 followed by a downward trend to 6315 in 2025, with the level of need slightly lower in 2025 compared to 2014. In 2014/15 there were 7343 places available and there were 6176 pupils enrolled. Unverified figures for 2015/16 show a small increase to 6216. In the controlled sector in 2014/15 there were 5893 places available and 5187 pupils enrolled. Unverified figures show 5264 enrolled in 2015/16.

SPECIAL CONSIDERATIONS

Cumulative Effect of the Proposals

15. The Sustainable Schools Policy states that ideally a primary school should have at least seven classrooms (one for each year group) and the Education Authority has brought forward these proposals as an adjustment of the controlled primary provision in Newtownards. This is in line with the EA's aim of establishing a network of controlled primary schools in Newtownards which operate with 7, 14 or 21 class bases. Therefore, in considering these proposals the Department must take account of their cumulative effect in the area.

CASES FOR CHANGE

16. The EA cases for change for each proposal are included in Appendices A to C. These confirm that it is the aim of the EA to establish a network of controlled schools in the Newtownards town area which are operating with 7, 14 or 21 class bases.

17. The cases for change also state that this type of adjustment has already taken place in Bangor and has proven to be successful.

18. Adjusting the approved enrolment of West Winds to 203 brings the school into the seven class base category and is a size more in keeping with the anticipated demand for places at the school. Adjusting Castle Gardens and Londonderry to 406 brings both schools into the 14 class base category which is in keeping with the EA's aim. Londonderry PS has sufficient accommodation to facilitate the increase to 406

pupils and the school has been requesting that their approved enrolment should be modified to reflect the ongoing pressure for places at the school.

19. The overall effect of the proposals will be to create a network of viable and long term sustainable controlled schools for Newtownards.

CONSULTATIONS

Pre-publication Consultation

20. The cases for change confirm that the EA has carried out the necessary pre-publication consultation with the staff, parents and Boards of Governors of the schools involved.

21. Between March and April 2015 the EA also consulted with the Boards of Governors, Trustees, staff and parents of pupils of other schools likely to be affected by the proposals.

22. The EA received one response from Abbey PS Newtownards in relation to the proposal for West Winds PS and they were not opposed to the DP. The EA received three responses in relation to the proposal for Londonderry PS:

- Abbey PS were not opposed to the proposal;
- the Governors and staff of Londonderry PS felt that the proposed increase would 'allow the school to flourish and continue to provide the happy, stimulating learning environment that exists in Londonderry PS';
- One parent was not supportive of the proposal to increase class sizes as this would dilute the individual attention each child would receive with the resultant negative impact on academic development.

23. During the initial pre-publication consultation on the proposal to reduce the enrolment from an admission of 87 to 29 at Castle Gardens PS, the Board of Governors indicated their strong opposition to the reduction. They felt the reduction would adversely impact on the school's long term future and that a new pre-school centre recently opened at the school would result in more pupils attending the school. They acknowledged a reduction was required but indicated 87 to 58 was more appropriate. The Authority reviewed the issue and it was decided that a reduction from 87 to 58 was warranted so the EA re-consulted in relation to the

proposal for Castle Gardens PS in September 2015 to 9 October 2015. There were no responses to this consultation.

Two month objection period

24. The DPs for West Winds PS and Londonderry PS were published on 12 November 2015 by the Education Authority. The statutory objection period for these proposals ended on 12 January 2016. The DP for Castle Gardens was published on 3 December and the statutory objection period ended on 3 February 2016. The Department did not receive any correspondence in relation to these proposals.

SUSTAINABILITY ASSESSMENTS

25. The Department's Sustainable Schools Policy (SSP) sets out six criteria which have quantitative and qualitative indicators which provide the framework for consideration of a school's longer-term sustainability. The primary objective of this policy is to ensure that all children and young people get a high quality education in schools that are educationally and financially viable in the longer term. An assessment of each school against the criteria is included in Appendices A-C but summarised below:

West Winds PS - Sustainability Summary

26. The quality of education provided by West Winds PS has been assessed as good. Enrolments are above the minimum enrolment threshold included in the Sustainable Schools Policy. The Education Authority had some concerns about the school's financial plans but they were not considered significant. The quality of leadership and management has been assessed as very good. The school serves the local area, is accessible to pupils and has strong links with parents and the local community. The school is meeting all six criteria of the Sustainable Schools Policy.

Castle Gardens PS – Sustainability Summary

27. The quality of education provided by Castle Gardens PS has been assessed as very good. Although enrolments are significantly below the size the school was built to accommodate they are well above the minimum enrolment thresholds

included in the Sustainable Schools Policy. The Education Authority had some concerns about the school's financial plans but they were not considered significant. The 2012 Education and Training Inspectorate (ETI) Inspection Report states that the principal has provided excellent leadership to the staff. The school is accessible to pupils and has very good communication and links with parents. The school is meeting all six criteria of the Sustainable Schools Policy.

Londonderry PS – Sustainability Summary

28. The quality of education provided by Londonderry PS has been assessed as good. Enrolments are well above the minimum enrolment thresholds included in the Sustainable Schools Policy. The Education Authority expressed no concerns about the school's financial plans. The 2009 ETI Inspection Report cites the strong leadership of the principal and the strong links with the parents and the community as strengths of the school. The school is in the centre of Newtownards and is easily accessible. The school is meeting all six criteria of the Sustainable Schools Policy.

OTHER CONSIDERATIONS

Impact on other schools

29. The overall impact of these proposals is as follows:

Table 4: Impact of Proposals

School	Approved Enrolment	Proposed Approved Enrolment	Diff	Approved Admissions	Proposed Admissions	Diff
West Winds PS	232	203	-29	29	29	-
Castle Gardens PS	420	406	-14	87	58	-29
Londonderry PS	368	406	+38	53	58	+5
Total	1020	1015	-5	169	145	-24

30. The cases for change state that Londonderry PS and Newtownards Model PS are operating at or above their approved enrolment with little or no unfilled places at these schools. Abbey PS and Victoria PS both have some unfilled places, however, these are at a low level compared to their approved enrolment. West Winds PS has a significant number of unfilled places and the school with the highest level of unfilled places is Castle Gardens PS. The DPs brought forward by the EA are therefore to address a significant number of these issues.

31. There is no significant change proposed to the availability of overall places in the area with a reduction of five places overall in the approved enrolments. A more significant impact is a reduction of 24 places at P1 level.

32. For the schools detailed in Table 2 above in the immediate Newtownards area, to remove 5 places from the approved enrolments is unlikely to have any significant impact. At P1 level, these proposals would result in a reduction of 24 places in the area. Table 2 shows that there are currently 414 P1 places available in the controlled primary schools and 313 pupils were admitted in 2014/15. Unverified figures for 2015/16 show 373 pupils admitted. The proposals would reduce the available places to 390 plus places available in the preparatory school. It is not anticipated that this would have a significant impact on other schools in the area.

Primary Area Plan

33. The SEELB Primary Area Plan (June 2014) states that in the controlled sector in the Ards Council area there is a need to reduce the number of places available by 633 by the year 2025.

34. The Plan also states that both West Winds PS and Londonderry PS are considered to be sustainable and viable within the local area context and no action was proposed. However, Castle Gardens PS was to be kept under review due to the pattern of decreasing enrolment and the number of unfilled places in the local area.

35. The EA undertook a review of the controlled primary provision in Newtownards town to ascertain if the present configuration of provision in the town is the most effective mechanism to meet the long term needs of the children in the area.

36. The EA proposals for the adjustment in the approved enrolments for Castle Gardens PS and West Winds PS are an outworking of the Primary Area Plan. The principal and the Board of Governors of Londonderry PS requested that their approved enrolment number be modified to reflect the ongoing pressure for places at the school.

Financial Implications

37. No additional finance is required in relation to the proposals. Londonderry PS has the physical accommodation for up to 406 pupils.

38. Given the locations of the schools and the spread of pupils, these changes are unlikely to have a significant impact on the number of pupils eligible for transport assistance. It is possible that some pupils may become eligible for transport assistance given the increase in size of Londonderry Primary School but this is unlikely to have a significant impact.

CONCLUSIONS

39. The Sustainable Schools policy states that ideally a primary school should have at least seven classrooms (one for each year group) and the EA's rationale for the adjustments in these schools enrolments would make West Winds a seven class base school and Castle Gardens and Londonderry both double stream entry schools with 14 class bases in each.

40. Departmental policy on admission numbers is to maximise parental preference within the related responsibility to maintain a viable estate of schools. Admissions to individual schools are limited by their approved admissions and enrolment numbers (which take account of the physical capacity of the accommodation available). This is necessary to maintain a viable schools estate. It is the sole responsibility of the Board of Governors to define the criteria they wish to prioritise in terms of admission to the school within the school's approved admissions number in order to select between applicants down to the last available place.

Temporary Variations can be applied for if a school receives more applications for admission than it has places available.

41. The actual enrolment at West Winds PS of 157 is well below the school's current approved enrolment of 232. Unverified figures for 2015/16 show 156 pupils enrolled. However, the DP would reduce the approved enrolment to 203 which while significantly above the school's actual enrolment number it would enable it to become a seven class base school which is in line with the Sustainable Schools Policy which states that ideally a primary school should have a minimum of seven classrooms to facilitate seven single year group classes.

42. The adjustments proposed to the enrolment of West Winds PS would reduce its approved enrolment to align it more closely with its actual enrolment and would remove 29 unfilled places from the Newtownards area.

43. With an actual enrolment of 244 at Castle Gardens PS its enrolment is significantly below its approved enrolment of 420. Unverified figures for 2015/16 show 235 pupils enrolled. The proposed reduction would remove 14 unfilled places overall but would reduce the number of P1 places at the school by 29 making the school a double stream entry. The reduction would reduce the school's approved enrolment number to the 14 class base category.

44. Enrolments at Londonderry PS have been increasing steadily from 351 in 2010/11 to 386 in 2014/15. Unverified figures for 2015/16 show 384 pupils enrolled. The school has been oversubscribed at first preference stage since 2011/12 with the exception of 2013/14. The school has sufficient accommodation to facilitate the increased numbers proposed therefore the proposals do not have any capital cost implications.

45. The changes brought forward in the development proposals are relatively minor with the result of a reduction in five places in approved enrolments overall and 24 places at P1. In 2014/15 there were 464 unfilled places in the controlled schools in the immediate Newtownards area, the highest of these were in Castle Gardens PS and West Winds PS and these proposals aim to help to address this.

46. The Education and Training Inspectorate support the proposals to make changes to the enrolment numbers in each of the school as it provides an opportunity to make the most effective use of existing resources and to allow for future whole area planning to provide more efficient use of facilities, staffing and resources in the best interest of the children in the greater Newtownards area. Their full comments are included in Appendix D.

47. The Department would foresee no difficulty in implementing the reductions to West Winds PS and Castle Gardens PS. In relation to the proposal for Londonderry PS, the Department would not envisage any difficulty in the phasing up the enrolment number annually.

RECOMMENDATIONS

48. Based on the evidence outlined in this submission, it is recommended that you:

(i) Approve DP 411 that the approved enrolment number of West Winds PS should decrease from 232 to 203. The current admission figure of 29 would remain. The school would become a single stream entry school with effect from 1 September 2016 or as soon as possible thereafter.

(ii) Approve DP 412 that the admission number of Castle Gardens PS should decrease from 87 to 29 and that its enrolment number should decrease to 203 at which point the school would become a single stream entry school with effect from 1 September 2016 or as soon as possible thereafter.

(iii) Approve DP 413 that the admission number of Londonderry PS should increase from 53 to 58 and that its enrolment number should increase to 406 at which point the school would become a two stream entry school with effect from 1 September 2016 or as soon as possible thereafter.

(iv) Agree that this submission (with appropriate redactions) can be made available on the Department's website once the school and the education Authority have been notified.

49. A draft press release will be provided for your consideration when you have made your decision.

Attached for your consideration are the following:

Appendix A DP 411 West Winds PS
Appendix B DP 412 Castle Gardens PS
Appendix C DP 413 Londonderry PS
Appendix D ETI Comments



LORRAINE FINLAY

☎ 59995

lorraine.finlay@deni.gov.uk

Cc (by e-mail)
Paul Sweeney
Fiona Hepper
Katrina Godfrey
John Smith
Jacqui Durkin
Noelle Buick
Dorina Edgar
Scott Harbinson
Conor O'Neill
Gráinne Maskey
Grainne McConnell
Press Office
APPT

EDUCATION AUTHORITY

DEVELOPMENT PROPOSAL No 411

Notice is hereby given that a proposal under Article 14 of the Education and Libraries (Northern Ireland) Order 1986 has been submitted by the Education Authority to the effect that:

The Education Authority proposes that the approved enrolment number of West Winds Primary School should decrease from 232 to 203. The current admission figure of 29 would remain. The school would become a single stream entry school with an admission of 29 and an approved enrolment of 203 from 1st September 2016, or as soon as possible thereafter.

A copy of the Proposal may be inspected at offices of the Education Authority, South Eastern Region located at Grahamsbridge Road, Dundonald, Belfast, BT16 2HS between the hours of 9.00 am and 4.30 pm.

Any objections to this Proposal should be lodged with the Area Planning Policy Team, Department of Education, Rathgael House, Balloo Road, BANGOR, Co Down, BT19 7PR or emailed to dps@deni.gov.uk within two months of the date of publication of this notice.

NOTE: The Department of Education and the Education Authority operate a regime of openness under the Freedom of Information Act. Letters of objection and information supplied to the Department of Education and to the Education Authority may be subject to disclosure under the Freedom of Information Act, if requested. (A fee may be charged for supplying this information).

Gavin Boyd
Chief Executive


Case for Change – West Winds PS

CASE FOR CHANGE – Supporting Information

SUMMARY / OVERVIEW

EDUCATION AUTHORITY AREA	South Eastern
DP NUMBER	411
PROPOSER	Education Authority Contact: Stephen Martin, 028 9056 6346, Stephen.Martin2@eani.org.uk
SCHOOL(S) NAME	West Winds Primary School
SCHOOL REFERENCE	4016083
TYPE	Primary
MANAGEMENT	Controlled
DP PUBLICATION DATE	w/c 9 November 2015
PROPOSAL	The Education Authority proposes that the approved enrolment number of West Winds PS should decrease from 232 to 203. The current admission figure of 29 would remain. The school would become a single stream entry school, from 1 September 2016 or as soon as possible thereafter.

STATUTORY CONSULTATION

BY THE AUTHORITY	<p>I confirm that the schools which the Authority considers might be impacted by this proposal were consulted on 30 March 2015.</p> <p>Letters were forwarded to the Board of Governors, staff and parents of West Winds PS to ask their opinion of the development proposal.</p> <p>SIGNED:  DATE: 30 Oct 15</p>
------------------	--

BACKGROUND

West Winds PS was established in 1972 on the Comber Road in the south of Newtownards. The present accommodation comprises 9 class-bases which include classrooms, resource bases and a special nurture unit. Other accommodation includes a multi-purpose hall, meals kitchen, dining hall, staff room, offices and medical room. The school also contains a nursery unit which provides 26 full time places.

The school is located on a 1.35 hectare site. The site is appropriately sized for the school. The Authority owns the site.

At present the school operates with an approved enrolment of 232 and an admission figure of 29.

RATIONALE FOR PROPOSAL

At present the school has an approved enrolment of 232 and an admission figure of 29 and plays an important part in the overall controlled provision of Newtownards, however the approved enrolment of the school needs to be adjusted down to better reflect the level of demand.

Moving to an approved enrolment of 203 brings the school into the 7 class-base category and this is in line with the aim of the Authority which is to establish a network of controlled schools Newtownards which operate with 7, 14 or 21 class-bases, where feasible. This has already taken place in Bangor and has proven to be successful.

AREA PLANNING IMPACT

The Primary Area Plan shows that the Authority would keep West Winds PS under review and the proposal for a downward adjustment in the approved enrolment is one of the outworkings. The Authority recently undertook a review of the controlled primary provision in Newtownards to ascertain if the present configuration of provision is the most efficient and effective mechanism to meet the long term needs.

Tables 1 and 2 detail the applications and admission history of the controlled provision schools in Newtownards and demonstrate that action is required to modify provision at a number of schools as follows:

The Authority proposes the following actions:

- The adjustment of the approved enrolment of West Winds PS to a size more in keeping with the anticipated demand for places at the school. This means a reduction of the approved enrolment from the current 232 to 203. The admission figure of 29 would remain. This is in keeping with the enrolment profile of the school

and the applications history. This would result in the school becoming a 7 class-base school. (DP411)

- The downward adjustment of the approved enrolment of Castle Gardens PS to a size more in keeping with the anticipated demand for places at the school. There is a need to reduce the current admission number of 87 to 58 and to reduce the approved enrolment from 420 to 406. This would mean the school would operate as a 14 class-base primary school. This school was originally designed as a 21 class-base but due to a low enrolment the Authority has been utilising parts of the school for other services, e.g., reading recovery. Should the Authority proceed with this proposed reduction the unused areas will be used for other services related to education. Authority officers are currently carrying out pre-publication consultation on this proposal and a report will be made to the Education Committee when completed. (DP412)
- The upward adjustment of the approved enrolment of Londonderry PS to a size more in keeping with the anticipated demand for places at the school. A development proposal will be progressed for an increase in the current admission of 53 to 58 and in the approved enrolment from 368 to 406. This will mean the school would be operating as a 14 class-base primary school. (DP413)

The overall effect of the proposals will be to create a network of viable and long term sustainable controlled schools in Newtownards.

Table 1 – Application history of Controlled Primary Providers in Newtownards

SCHOOL	ADM NO	2011				2012				2013				2014			
		Applications where school indicated as 1 st Preference	Total Number of applications where school is listed as a preference 1	Year 1 admitted as at October each year (DE Census date)	Applications where school indicated as 1 st Preference	Total Number of applications where school is listed as a preference 1	Year 1 admitted as at October each year (DE Census date)	Applications where school indicated as 1 st Preference	Total Number of applications where school is listed as a preference 1	Year 1 admitted as at October each year (DE Census date)	Applications where school indicated as 1 st Preference	Total Number of applications where school is listed as a preference 1	Year 1 admitted as at October each year (DE Census date)	Applications where school indicated as 1 st Preference	Total Number of applications where school is listed as a preference 1	Year 1 admitted as at October each year (DE Census date)	
Abbey Primary School	87	85	86	86	85	87	86	83	84	85	65	66	66	66	66		
Castle Gardens Primary School	87	37	41	42	38	43	45	36	38	37	29	29	29	29	29		
Londonderry Primary School	53	70	73	59	57	63	60	52	59	53	57	57	57	57	53		
Newtownards Model Primary School	58	72	77	61	77	77	60	68	72	60	57	59	59	59	59		
Victoria Primary School	85	54	75	75	66	71	77	64	73	81	67	69	69	69	69		
West Winds Primary School	29	14	15	18	27	27	26	18	19	17	22	22	22	22	22		
Total	404	332	367	341	350	368	354	321	345	333	297	302	297	302	298		

Table 2 – Average Applications for Controlled Primary Providers in Newtownards

SCHOOL	5 Year Average 1 st Preference Applications	5 Year Average Total Applications
Abbey Primary School	80	81
Castle Gardens Primary School	34	36
Londonderry Primary School	57	60
Newtownards Model Primary School	67	69
Victoria Primary School	62	70
West Winds Primary School	20	20

EDUCATIONAL IMPACT

The proposed decrease in the school's admission and enrolment number is still above the current enrolment number of the school.

The decrease will have no detrimental impact on the education of the pupils.

STATISTICAL INFORMATION

The enrolment of schools in the area is detailed in Table 3:

Table 3 – Controlled Primary Providers in Newtownards

School Name	Enrolments						Approved Enrolment	Unfilled Places
	09/10	10/11	11/12	12/13	13/14	14/15		
Abbey PS	577	577	571	571	576	550	610	60
Castle Gardens PS	304	273	263	282	259	244	420	176
Londonderry PS	352	351	365	377	384	384	368	-16
Newtownards Model PS	372	387	386	396	403	405	406	1
Victoria PS	537	522	509	515	532	527	592	65
West Winds PS	131	146	146	148	136	157	232	75
West Winds SU	8	6	11	9	11			

The following can be derived from the data:

- Londonderry PS and Newtownards Model PS are both operating at or above their approved enrolment with little or no unfilled places at these schools.
- Abbey PS and Victoria PS both have some unfilled places however these are at low levels when compared to the approved enrolment of the schools.
- West Winds PS has a significant percentage of unfilled places.
- The school with the highest percentage of unfilled places is Castle Gardens PS.

Table 4 details the enrolment history of West Winds PS and shows a school with a strong enrolment.

	NU	Year 1	Year 2	Year 3	Year 4	Year 5	Year 6	Year 7	Total	SU
2014/2015	26	22	18	27	20	13	26	21	147	10
2013/2014	26	17	25	19	14	25	18	18	136	11
2012/2013	26	26	17	17	27	19	19	23	148	9
2011/2012	26	18	17	27	22	19	23	9	135	11
2010/2011	26	21	29	24	16	22	8	20	140	6
2009/2010	26	28	21	12	20	8	19	15	123	8
2008/2009	26	20	12	17	10	17	14	9	99	11
2007/2008	26	12	21	11	17	16	11	18	106	11
2006/2007	26	22	13	16	20	10	20	19	120	10
2005/2006	26	13	19	19	14	17	17	14	113	10
2004/2005	26	20	20	16	18	19	16	19	128	11
2003/2004	26	21	16	18	23	15	20	18	131	9
2002/2003		16	19	20	16	21	19	21	132	11
2001/2002		23	24	19	24	21	24	21	156	12
2000/2001		28	19	27	19	26	22	23	164	12
1999/2000		18	27	18	29	18	24	30	164	12
1998/1999		26	18	30	19	22	24	29	168	12
1997/1998		22	27	17	21	23	30	30	170	12
1996/1997		25	16	19	22	30	26	20	158	12
1995/1996		17	21	19	31	24	21	24	157	11

Table 5 shows the application history of West Winds PS which demonstrates that the school has been attracting applications in keeping with a 7 class-base rather than an 8 class-base primary school.

Table 5 - Applications		
Applications where school indicated as 1 st Preference	Total Number of applications where school is listed as a preference ¹	Year 1 admitted as at October each year (DE Census date)
2011		
14	15	18
2012		
27	27	26
2013		
18	19	17
2014		
22	22	22

¹ This could be 1st / 2nd / 3rd or other preference

The enrolment and application history for West Winds PS supports the Authority's view that the school's approved enrolment should decrease from 232 to 203 from 1 September 2016 or as soon as possible thereafter.

IMPLEMENTATION PLAN

If approved this proposal would come into effect from 1 September 2016 or as soon as possible thereafter.

No problems are anticipated with regard to the implementation of the decrease in the school's admission and enrolment number as the school has sufficient accommodation and staff to allow a smooth transition.

RESOURCE IMPLICATIONS

No additional finance is required. The current accommodation meets the needs of a 7 class-base primary school and the staffing compliment is sufficient


STATUTORY CONSULTATION

The Authority has carried out the necessary pre-publication consultation with the staff, parents and Board of Governors of West Winds PS. A report on the consultation is attached. Copies of the responses can be forwarded if requested.

A list of the schools that were contacted is attached.

EDUCATION AUTHORITY COMMENTS

See attached letter.

SIGNED: 
POSITION: Development officer
DATE: 30 Oct 15

SUSTAINABILITY ASSESSMENT

WEST WINDS PRIMARY SCHOOL

Quality Educational Experience

In relation to primary provision, the SSP indicators highlight KS2 attainment levels, no more than two composite classes, a minimum of 4 teachers, the ability of the school to cater for Special Educational Needs (SEN) pupils, availability of curricular and extra-curricular activities, quality of the physical environment for learning and quality of pastoral care arrangements.

West Winds PS has a teaching complement of 13 teachers (12.3 Full Time Equivalent) including the nursery teaching staff and no composite classes.

An ETI Inspection of the school in May 2012 assessed the quality of the education provided by the school as 'good'. However, the quality of the arrangements for pastoral care was assessed as 'outstanding'. The nursery unit was assessed as 'satisfactory'. The Inspection Report states:

"The school has important strengths in most of its educational and outstanding pastoral provision".

Key Stage 2 performance in English and Maths was below the NI average in 2010/11 (75.0% compared to 82.4% in English and 70.8% compared to 82.9% in maths) and declined in 2011/12 in both English (50.0% compared to NI average of 83.1%) and Maths (41.7% compared to NI average of 83.9%). Outcomes improved in 2012/13 when the new Levels of Progression were introduced*¹:

- 69.2% (18 pupils) attained Level 4 or above at KS2 in Communication – this was below the NI average of 77.1%.
- 65.4% (17 pupils) attained Level 4 or above at KS2 in Using Mathematics - this was below the NI average of 78.5%.

*¹ *Outcomes for the Levels of Progression (LoPs) are not directly comparable with Key Stage outcomes from previous years. In addition, 2012/13 was the first year LoPs were used and it is recognised that it will take time for the new arrangements to embed.*

The school did not submit Key Stage data for 2013/14.

The May 2012 ETI Inspection Report states that special educational needs is given a high priority by the school and the quality of provision overall is good.

The Inspection Report also states that the extra-curricular activities provided through the Extended Schools funding support and enrich the educational, physical and social experiences of the children, their parents and the wider community.

The school opened in 1972 and was refurbished in 1996. The ETI Inspection states that the building is spacious and well organised; very good use is made of all the space available for learning.

Stable Enrolment Trends

The SSP adopts the enrolment thresholds as recommended in the Bain Report. These are minimum thresholds and apply to grant-aided schools in all sectors. A rural primary school's minimum enrolment threshold is 105 pupils. Ideally a primary school should have 7 classrooms (1 per year group).

The Sustainable Schools Policy notes that ideally a primary school should have a minimum of seven classrooms (one for each year group) and recommends that there are no more than two composite year groups in a single classroom at primary level. As a rural school, for West Winds PS to be considered viable, it should have a minimum of 105 pupils.

Enrolments at the school have been fluctuating from 131 in 2009/10 as shown in Table 1 below to 157 in 2012/13 and 2014/15. It should be noted that these figures include statemented pupils. Table 3 shows that there are fewer pupils in P1 – P3 than there are in P5 – P7.

Table 1: West Winds PS Historical Enrolments

2009/10	2010/11	2011/12	2012/13	2013/14	2014/15
131	145	146	157	147	157

Table 2: West Winds PS Intakes (2014/15 approved 29)

2009/10	2010/11	2011/12	2012/13	2013/14	2014/15
28	21	18	26	17	22

Table 3: West Winds PS Enrolment by Year Group

P1	P2	P3	P4	P5	P6	P7	Total
22	18	27	20	15	28	27	157
67				70			

Intakes at the school have also been fluctuating from high teens to twenties. The highest intake in the last six years was 28 in 2009/10 but since then numbers have fallen to the lowest figure of 17 in 2013/14. Unverified figures for 2015/16 show 24 pupils admitted.

The school's approved admission number is 29 and the published proposal does not propose to change this, but proposes to decrease the school's approved enrolment to 203. This is within the seven class base category of 176-205 and would remove 29 unfilled places from the area.

Sound Financial Position

The SSP recommends that a school's annual finance indicates that it can live within its delegated budget and will be able to continue to do so. Where there is a deficit, the school's 3-year plan should indicate that it can be reduced or recovered

DP 411 would have negligible impact on recurrent funding for West Winds PS. It appears unlikely that approval of the proposals would cause displacement of pupils even in the longer term – if this were to occur, the funding for such pupils will simply follow them, with minimal overall impact upon the Aggregated Schools' Budget.

Budget Position

West Winds PS held a cumulative budget surplus of £112,849, or 14.73% of available delegated resources, at March 2015. At July 2015, the Education Authority expressed some concerns about this school's financial plans but they were not considered significant. The most recent available projection, from the Education Authority Monthly Expenditure Monitoring Report (MEMR) for December 2015, is a surplus of £118,527 at March 2016.

Strong Leadership and Management

The SSP highlights a number of indicators in relation to the BoG, staff and pupils. These include: BoG -views, skills and experience of the BoG. Staff - management (both curricular and organisational), attendance, turnover, morale. Pupils – behaviour, attendance and involvement in school management. A school development plan must be in place (and monitored).

The ETI Inspection Report of May 2012 assessed the quality of the leadership and management at the school as ‘very good’. The report lists a strength of the school as ‘the key role of the Principal and the dedication of the whole staff team in supporting the children and their families’.

Accessibility

The SSP highlights the need for reasonable distance and travel time to school and also suitable transport arrangements. It highlights travel times of less than 30 minutes for primary pupils.

The schools in Newtownards are detailed in the snapshot, Table 2 of the covering submission above. There are seven controlled primary schools, one maintained school and one preparatory school, all of which would be accessible with 30 minutes travelling time. West Winds PS is outside of the main town and it serves a distinct catchment area. However, alternative schools would be accessible for parents should they so wish.

Strong Links with the Community

The SSP refers to the degree and quality of parental involvement, contribution of the school to the community, presence of other features (nursery or specialist provision) and use of school buildings outside formal education.

In the Inspection Report dated May 2012, the ETI comment that:

“The school’s excellent approach to involving parents, carers and others in the education and life of the school places the school at the heart of the community; the Principal for example, meets with local community groups to share relevant information”.

The Report also comments on the well developed procedures for keeping parents informed about school events and providing regular opportunities for the parents to meet both formally and informally with teachers to discuss their children’s progress. The extra-curricular activities “support and enrich the educational, physical and

social experiences of the children, their parents and the wider community". A strength of the school is listed as the excellent links and partnerships established with parents.

The school has a Learning Support Class and a nursery unit for 26 children. It also has a nurture unit to assist pupils who are having issues at school or have poor social skills.

DE COMMENTS

Admissions and Enrolment

The DP proposes that the enrolment number of West Winds PS should decrease from 232 to 203 and the admission number to remain at 29 from 1 September 2016 or as soon as possible thereafter. As the school is already within the proposed new numbers School Access Team (SAT) would foresee no difficulty in implementing the reduction. The Education Authority has included reference to the DP in the admissions criteria booklet which makes parents aware of the possible reduction from September 2016 should the DP be approved.

The distance between Londonderry PS and West Winds PS (as measured on Google Maps) is 2.2 miles, while the distance between Londonderry PS and Castle gardens PS is 1.7 miles. Should a Temporary Variation (TV) request be received by the Department from a primary school, the Department will consider whether there is space available within two miles of the child's home address.

Of the other three controlled primary schools in the town (Abbey PS, Model PS and Victoria PS), only Model PS is on a TV (to its enrolment number).

Standards

The Case for Change papers provide no information on the future demand for primary school places in the controlled sector in Newtownards. Whilst it is noted that the EA's aim is to provide a network of 7, 14 and 21 class base primary schools

within the controlled sector where feasible, it is unclear how neatly this fits with the longer-term demand for places across the 6 controlled schools.

It proposed that the approved enrolment number decrease from 232 to 203, i.e. a single-entry school (7 class bases).

In the previous four years (2011 to 2014) the first preference applications to the school have fluctuated ranging from 14 to 27 but were below the current approved admissions number (29). The EA's School Admissions Criteria document (September 2016) for West Winds PS shows that 23 pupils were admitted to Year 1 in September 2015. The school's 2014/15 enrolment was 147 but no evidence has been provided to indicate that an enrolment of 203 is achievable in the long-term.

The EA has not provided any comment on how the proposal might impact on the quality of education provision at the school however Curriculum, Qualifications and Standards Directorate (CQSD) would not anticipate the proposed decrease in the enrolment would have any significant impact in this regard.

Key Stage 2 performance in English and Maths was below the NI average in 2010/11 (75.0% compared to 82.4% in English and 70.8% compared to 82.9% in maths) and declined in 2011/12 in both English (50.0% compared to NI average of 83.1%) and Maths (41.7% compared to NI average of 83.9%).

Outcomes improved in 2012/13 when the new Levels of Progression were introduced^{*1}:

- 69.2% (18 pupils) attained Level 4 or above at KS2 in Communication – this was below the NI average of 77.1%.

- 65.4% (17 pupils) attained Level 4 or above at KS2 in Using Mathematics - this was below the NI average of 78.5%.

^{*1} *Outcomes for the Levels of Progression (LoPs) are not directly comparable with Key Stage outcomes from previous years. In addition, 2012/13 was the first year*

LoPs were used and it is recognised that it will take time for the new arrangements to embed.

The school did not submit Key Stage data for 2013/14.

The school was last inspected by the ETI in May 2012 - when the quality of education was found to be 'good'.

Conclusion: The proposal simply brings the approved enrolment number into line with the approved intake. CQSD is content that the proposal will not adversely impact the quality of education provided by the school. However, there is no evidence to show that the school can achieve an enrolment of 203 in the longer term.

EDUCATION AUTHORITY

DEVELOPMENT PROPOSAL No 412

Notice is hereby given that a proposal under Article 14 of the Education and Libraries (Northern Ireland) Order 1986 has been submitted by the Education Authority South Eastern Region to the effect that:

The Education Authority South Eastern Region propose that the admission number of Castle Gardens Primary School should decrease from 87 to 58 and that its enrolment number should decrease to 406 at which point the school would become a two stream entry school with an admission of 58 and an approved enrolment of 406 from 1 September 2016 or as soon as possible thereafter.

A copy of the Proposal may be inspected at offices of the Education Authority, South Eastern Region located at Grahamsbridge Road, Dundonald, Belfast, BT16 2HS between the hours of 9.00 am and 4.30 pm.

Any objections to this Proposal should be lodged with the Area Planning Policy Team, Department of Education, Rathgael House, Balloo Road, BANGOR, Co Down, BT19 7PR or emailed to dps@deni.gov.uk within two months of the date of publication of this notice.

NOTE: The Department of Education and the Education Authority operate a regime of openness under the Freedom of Information Act. Letters of objection and information supplied to the Department of Education and to the Education Authority may be subject to disclosure under the Freedom of Information Act, if requested. (A fee may be charged for supplying this information).

Gavin Boyd
Chief Executive

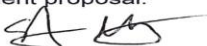
Case for Change – Castle Gardens PS

CASE FOR CHANGE – Supporting Information

SUMMARY / OVERVIEW

EDUCATION AUTHORITY AREA	South Eastern
DP NUMBER	412
PROPOSER	Education Authority Contact: Stephen Martin, 028 9056 6346, Stephen.Martin2@eani.org.uk
SCHOOL(S) NAME	Castle Gardens Primary School
SCHOOL REFERENCE	4011462
TYPE	Primary
MANAGEMENT	Controlled
DP PUBLICATION DATE	30 November 2015
PROPOSAL	The Education Authority propose that the admission number of Castle Gardens Primary School should decrease from 87 to 58 and that its enrolment number should decrease to 406 at which point the school would become a two stream entry school with an admission of 58 and an approved enrolment of 406 from 1 September 2016 or as soon as possible thereafter.

STATUTORY CONSULTATION

BY THE AUTHORITY	<p>I confirm that the schools which the Authority considers might be impacted by this proposal were consulted on 10 September 2015.</p> <p>Letters were forwarded to the Board of Governors, staff and parents of Castle Gardens PS to ask their opinion of the development proposal.</p> <p>SIGNED:  DATE: 12/15</p>
------------------	--

BACKGROUND

Castle Gardens Primary School was originally established in 1882 on the Portaferry Road in Newtownards. The school building was replaced in 2001 and resituated on the Bowtown Road in the east of the town. The present accommodation comprises 21 classbases, multi-purpose halls, resource areas, dining hall, meals kitchen, library, staff room, medical room, administrative block and stores.

The school has a number of unused classbases at the school and the Authority is using a number of these rooms for a reading recovery unit (5 classbases). In addition a voluntary playgroup is operating within the school and is making use of 2 rooms.

The school is located on a 1.62 hectare site. The site is 0.45 hectares smaller than that required for a 21 classbase school. The Authority currently owns the site.

At present the school is operating with an approved enrolment of 420 and an admission figure of 87

RATIONALE FOR PROPOSAL

It is the aim of the EA (SER) to establish a network of controlled schools in the Newtownards Town area which are operating with 7/14 or 21 classbases.

This has already taken place in Bangor and has proven to be successful.

The school is an important part of the overall controlled provision in Newtownards however the approved enrolment of the school needs to be adjusted to better reflect the level of demand and the use of the current accommodation.

Adjusting the school to an approved enrolment of 406 brings the school into the 14 classbase category which is in keeping with the aim of the EA (SER).

Area Planning Impact

The Primary Area Plan shows that the SER would keep the school under review and the proposal for an adjustment in the approved enrolment is an outworking of the Area Plan. The Authority undertook a review of the controlled primary provision in Newtownards to ascertain if the present configuration of provision in the town is the most efficient and effective mechanism to meet the long term needs of the children in the area.

Table 1 and 2 overleaf details the applications and admission history of the controlled provision Newtownards and it is clear that action is required to modify provision at a number of schools as follows:

- The adjustment of the approved enrolment of Castle Gardens Primary School to a size more in keeping with the anticipated demand for places at the school. There is a need to reduce the current admission / approved enrolment of 87/420 to 58/406. This would mean the school would operate as a 14 classbase primary school. This school was originally designed as a 21 classbase but due to a low enrolment the Authority has been utilising parts of the school for other services, i.e. reading recovery. Should the Authority proceed with this proposed reduction the unused areas will be used for other services.
- The adjustment of the approved enrolment of Londonderry Primary School to a size more in keeping with the anticipated demand for places at the school. It is planned that the school will increase its provision from an approved enrolment of 368 to 406. (DP413)
- The adjustment of the approved enrolment of West Winds Primary School to a size more in keeping with the anticipated demand for places at the school. A separate development proposal will be progressed for the reduction of the approved enrolment from the current 232 to 203. The admission figure of 29 would remain. This is in keeping with the enrolment profile of the school and the applications history. This would result in the school becoming a 7 classbase school. (DP411)

The overall effect of the proposals will be to create a network of viable and long term sustainable controlled schools for Newtownards.

Table 1 – Application history of Controlled Primary Providers in Newtownards

SCHOOL	ADM NO	2011			2012			2013			2014		
		Applications where school indicated as 1 st Preference	Total Number of applications where school is listed as a preference 1	Year 1 admitted as at October each year (DE Census date)	Applications where school indicated as 1 st Preference	Total Number of applications where school is listed as a preference 1	Year 1 admitted as at October each year (DE Census date)	Applications where school indicated as 1 st Preference	Total Number of applications where school is listed as a preference 1	Year 1 admitted as at October each year (DE Census date)	Applications where school indicated as 1 st Preference	Total Number of applications where school is listed as a preference 1	Year 1 admitted as at October each year (DE Census date)
Abbey Primary School	87	85	86	86	85	87	83	84	85	65	66	66	
Castle Gardens Primary School	87	37	41	42	38	43	36	38	37	29	29	29	
Londonderry Primary School	53	70	73	59	57	63	52	59	53	57	57	53	
Newtownards Model Primary School	58	72	77	61	77	77	68	72	60	57	59	59	
Victoria Primary School	85	54	75	75	66	71	64	73	81	67	69	69	
West Winds Primary School	29	14	15	18	27	27	18	19	17	22	22	22	
Total	404	332	367	341	350	368	321	345	333	297	302	298	

Table 2 – Average Applications for Controlled Primary Providers in Newtownards

SCHOOL	5 Year Average 1 st Preference Applications	5 Year Average Total Applications
Abbey Primary School	80	81
Castle Gardens Primary School	34	36
Londonderry Primary School	57	60
Newtownards Model Primary School	67	69
Victoria Primary School	62	70
West Winds Primary School	20	20

EDUCATIONAL IMPACT

The proposed decrease in the school's admission and enrolment number is still above the current enrolment number of the school.

The decrease will have no detrimental impact on the education of the pupils.

STATISTICAL INFORMATION

The enrolment of schools in the area is detailed in Table 3:

Table 3 – Controlled Primary Providers in Newtownards

School Name	Enrolments						Approved Enrolment	Unfilled Places
	09/10	10/11	11/12	12/13	13/14	14/15		
Abbey PS	577	577	571	571	576	550	610	60
Castle Gardens PS	304	273	263	282	259	244	420	176
Londonderry PS	352	351	365	377	384	384	368	-16
Newtownards Model PS	372	387	386	396	403	405	406	1
Victoria PS	537	522	509	515	532	527	592	65
West Winds PS	131	146	146	148	136	157	232	75
West Winds SU	8	6	11	9	11			

The following can be derived from the data:

- Londonderry PS and Newtownards Model PS are both operating at or above their approved enrolment with little or no unfilled places at these schools.
- Abbey PS and Victoria PS both have some unfilled places however these are at low levels when compared to the approved enrolment of the schools.
- West Winds PS has a significant percentage of unfilled places.
- The school with the highest percentage of unfilled places is Castle Gardens PS.

Table 4 details the enrolment history of Castle Gardens PS and shows a school with a strong enrolment.

	Year 1	Year 2	Year 3	Year 4	Year 5	Year 6	Year 7	Total
2014/2015	28	38	40	37	29	30	42	244
2013/2014	37	41	39	30	32	42	38	259
2012/2013	45	41	32	32	43	39	50	282
2011/2012	42	31	31	42	38	49	30	263
2010/2011	30	34	41	38	51	30	49	273
2009/2010	35	44	38	51	31	49	56	304
2008/2009	46	43	54	28	54	54	55	334
2007/2008	40	51	29	54	54	54	44	326
2006/2007	55	30	58	55	55	45	46	344
2005/2006	34	54	59	54	42	46	52	341
2004/2005	53	61	54	44	45	53	35	345
2003/2004	67	55	44	48	52	37	61	364
2002/2003	58	42	50	51	35	68	57	361
2001/2002	47	52	48	35	68	61	46	357
2000/2001	50	46	35	67	58	48	49	353
1999/2000	49	37	67	58	53	50	49	363
1998/1999	42	69	59	56	51	52	59	388
1997/1998	67	64	60	51	57	60	57	416
1996/1997	66	63	50	61	58	56	65	419
1995/1996	58	48	59	55	56	68	64	408

Table 5 shows the application history of Castle Gardens PS which demonstrates that the school has been attracting applications in keeping with a 7 class-base rather than an 8 class-base primary school.

Table 4 - Applications		
Applications where school indicated as 1 st Preference	Total Number of applications where school is listed as a preference ¹	Year 1 admitted as at October each year (DE Census date)
2011		
37	41	42
2012		
38	43	45
2013		
36	38	37
2014		
29	29	29

¹ This could be 1st / 2nd / 3rd or other preference

The enrolment and application history for Castle Primary School supports the EA' s view that the school's admission figure should be decreased from 87 to 58 from September 2016.

IMPLEMENTATION PLAN

If approved this proposal would come into effect from 1 September 2016 or as soon as possible thereafter.

No problems are anticipated with regard to the implementation of the decrease in the school's admission and enrolment number as the school has sufficient accommodation and staff to allow a smooth transition.

RESOURCE IMPLICATIONS

No additional finance is required. The current accommodation meets the needs of a 14 class-base primary school and the staffing compliment is sufficient

STATUTORY CONSULTATION

The Authority has carried out the necessary pre-publication consultation with the staff, parents and Board of Governors of Castle Gardens PS. A report on the consultation is attached. Copies of the responses can be forwarded if requested.

A list of the schools that were contacted is attached.

EDUCATION AUTHORITY COMMENTS

See attached letter

SIGNED:

A handwritten signature in black ink, appearing to be 'J. B.', written over a horizontal line.

POSITION: Development Officer

DATE: 8 December 2015

SUSTAINABILITY ASSESSMENT

CASTLE GARDENS PS

Quality Educational Experience

In relation to primary provision, the SSP indicators highlight KS2 attainment levels, no more than two composite classes, a minimum of 4 teachers, the ability of the school to cater for Special Educational Needs (SEN) pupils, availability of curricular and extra-curricular activities, quality of the physical environment for learning and quality of pastoral care arrangements.

Castle Gardens PS has a teaching complement of 11 teachers and one composite class for P3/4.

In an Inspection Report dated October 2009 the ETI assessed the quality of education provided in the school as 'satisfactory'. However, a Follow-up Inspection carried out in September 2011 stated that the quality of education is now 'very good'. This inspection also stated that:

"The school is meeting very effectively the educational and pastoral needs of the children; and has demonstrated its capacity for sustained self-improvement".

Key Stage 2 performance in English and Maths was above the NI average in 2010/11 (87.2% compared to 82.4% in English and 87.2% compared to 82.9% in maths) but declined in 2011/12 in both English (83.9% compared to NI average of 83.1%) and Maths (80.7% compared to NI average of 83.9%).

Outcomes remained at a similar level in 2012/13 when the new Levels of Progression were introduced^{*1} but improved in 2013/14 when:

- 94.7% (36 pupils) attained Level 4 or above at KS2 in Communication – this was below the NI average of 77.1%.
- 97.4% (37 pupils) attained Level 4 or above at KS2 in Using Mathematics - this was below the NI average of 78.5%.
- 87.5% of FSME pupils (7 pupils) achieved at this level in both Communication and Using Mathematics.

^{*1} Outcomes for the Levels of Progression (LoPs) are not directly comparable with Key Stage outcomes from previous years. In addition, 2012/13 was the first year

LoPs were used and it is recognised that it will take time for the new arrangements to embed.

The focused inspection carried out in October 2009 assessed the quality of the provision for special educational needs as good.

The children benefit from very good opportunities to participate in a wide range of extra-curricular activities including music, drama and sports.

The present school building opened in 2001 and the ETI Inspection Report states that it is modern, spacious and well-organised. The school has made use of some of the additional rooms such as a designated music room and the rainbow room which has been set aside for withdrawal sessions.

The quality of the arrangements for pastoral care in the school is outstanding.

Stable Enrolment Trends

The SSP adopts the enrolment thresholds as recommended in the Bain Report. These are minimum thresholds and apply to grant-aided schools in all sectors. A rural primary school's minimum enrolment threshold is 105 pupils. Ideally a primary school should have 7 classrooms (1 per year group).

Although the new school build for Castle Gardens was built with 21 class bases (586-615 pupils), the approved enrolment for the school is currently 420 which is in the 15 class base range. However, the school's actual enrolment has been falling from 305 in 2009/10 to 244 in 2014/15 as shown in table 1 below. This is within the nine class base category. It should be noted that these figures include statemented pupils. Unverified figures for 2015/16 show 235 pupils enrolled.

The school has a number of unused class bases at the school and the EA is using a number of these rooms for a reading recovery unit (5 class bases). In addition, a voluntary playgroup is operating within the school and is making use of 2 rooms.

Admissions at the school have also been falling with the approved admissions number set at 87 but actual admissions falling from 45 in 2012/13 to 28 in 2014/15. Unverified figures show 37 pupils admitted to P1 in 2015/16. However, numbers are still well in excess of the enrolment thresholds set out in the Sustainable Schools Policy.

**Table 1: Castle Gardens PS Historical Enrolments
(2014/15 approved 420)**

2009/10	2010/11	2011/12	2012/13	2013/14	2014/15
305	273	263	282	259	244

Table 2: Castle Gardens PS Intakes (2014/15 approved 87)

2009/10	2010/11	2011/12	2012/13	2013/14	2014/15
35	30	42	45	37	28

Table 3: Castle Gardens PS Enrolment by Year Group

P1	P2	P3	P4	P5	P6	P7	Total
28	38	40	37	29	30	42	244
106				101			

The published development proposal proposes to decrease the school's approved enrolment from 420 to 406 and the approved admission number from 87 to 58. This is within the fourteen class base category, and would remove 14 unfilled places from the area but remove 29 P1 places.

Sound Financial Position

The SSP recommends that a school's annual finance indicates that it can live within its delegated budget and will be able to continue to do so. Where there is a deficit, the school's 3-year plan should indicate that it can be reduced or recovered

DP 412 would have negligible impact on recurrent funding for Castle Gardens PS. It appears unlikely that approval of the proposals would cause displacement of pupils even in the longer term – if this were to occur, the funding for such pupils will simply follow them, with minimal overall impact upon the Aggregated Schools' Budget.

Budget Position

Castle Gardens PS held a cumulative budget deficit of -£95,517, or -14.70% of available delegated resources, at March 2015. At July 2015, the Education Authority expressed some concerns about this school's financial plans but they were not considered significant. The most recent available projection, from the Education

Authority Monthly Expenditure Monitoring Report (MEMR) for December 2015, is a deficit of -£119,195 at March 2016.

Strong Leadership and Management

The SSP highlights a number of indicators in relation to the BoG, staff and pupils. These include: BoG -views, skills and experience of the BoG. Staff - management (both curricular and organisational), attendance, turnover, morale. Pupils – behaviour, attendance and involvement in school management. A school development plan must be in place (and monitored).

In the Focused Inspection Report dated October 2009, the ETI commented that ‘the principal has been in post for ten years and he is enthusiastic and hard working, dedicated to the life and work of the school and to the well-being of the children and is highly supportive of the staff’. However, they point out that there is a need to refocus on developing effective communications throughout the school and to review the roles and responsibilities of all staff and co-ordinators.

The Report states that the Governors are fully involved in the life of the school and support the principal and the staff in the implementation of the School Development Plan. A strength of the school is listed as ‘the caring principal and staff who display a high level of commitment to the welfare of the children’. The report states that the parents appreciate the approachable and professional principal.

The Report of a Follow-up Inspection dated September 2011 found that ‘the principal and newly appointed co-ordinators have worked diligently with all the staff to address the areas identified for improvement in the original inspection; the principal has provided excellent leadership for the staff and has ensured that the pace of change has been well planned’.

Accessibilty

The SSP highlights the need for reasonable distance and travel time to school and also suitable transport arrangements. It highlights travel times of less than 30 minutes for primary pupils.

Castle Gardens PS is situated in a residential area on the outskirts of Newtownards. Map 2 shows the pupils home addresses for all three school involved in these proposals. It clearly shows that there is an overlap in catchment areas, particularly between Castle Gardens and Londonderry PS. All schools in the area would be

accessible to parents within the 30 minutes travelling time specified in the Sustainable Schools Policy.

Strong Links with the Community

The SSP refers to the degree and quality of parental involvement, contribution of the school to the community, presence of other features (nursery or specialist provision) and use of school buildings outside formal education.

In the Focused Inspection Report dated October 2009, the ETI state that the school has developed very good communication and links with the parents. The children's learning experiences are enhanced through a range of visitors who come to share their experiences with the children, links with other schools, participation in competitions and sporting and music events, involvement in the Schools' Community Relations Programme and visits to places of educational interest.

DE COMMENTS

Admissions and Enrolment

The DP proposes that the admission number of Castle Gardens PS should decrease from 87 to 58 and that its enrolment number should decrease from 420 to 406 from 1 September 2016 or as soon as possible thereafter. As the school is already well within the proposed new numbers School Access Team would foresee no difficulty in implementing the reduction. The Education Authority has included reference to the DP in the admissions criteria booklet which makes parents aware of the possible reduction from September 2016 should the DP be approved.

Standards

General Comment

The Case for Change papers provide no information on the future demand for primary school places in the controlled sector in Newtownards. Whilst it is noted that the EA's aim is to provide a network of 7, 14 and 21 class base primary schools within the controlled sector where feasible, it is unclear how neatly this fits with the longer-term demand for places across the 6 controlled schools.

In the previous three years (2012 to 2014) the first preference applications to the school have declined from 38 to 29 and are significantly below the current approved admissions number (87). The EA's School Admissions Criteria document (September 2016) for Castle Gardens PS shows that 32 pupils were admitted to Year 1 in September 2015. The school's 2014/15 enrolment was 244 but no evidence has been provided to indicate that an enrolment of 406 is achievable in the long-term.

The EA has not provided any comment on how the proposal might impact on the quality of education provision at the school. However, given that the current admission and enrolment numbers are below the proposed figures, Curriculum, Qualifications and Standards Directorate (CQSD) would not anticipate the proposed decrease in the enrolment would have any significant impact in this regard.

Key Stage 2 performance in English and Maths was above the NI average in 2010/11 (87.2% compared to 82.4% in English and 87.2% compared to 82.9% in maths) but declined in 2011/12 in both English (83.9% compared to NI average of 83.1%) and Maths (80.7% compared to NI average of 83.9%).

Outcomes remained at a similar level in 2012/13 when the new Levels of Progression were introduced^{*1} but improved in 2013/14 when:

- 94.7% (36 pupils) attained Level 4 or above at KS2 in Communication – this was below the NI average of 77.1%.
- 97.4% (37 pupils) attained Level 4 or above at KS2 in Using Mathematics - this was below the NI average of 78.5%.
- 87.5% of Free School Meals Entitlement (FSME) pupils (7 pupils) achieved at this level in both Communication and Using Mathematics.

^{*1} *Outcomes for the Levels of Progression (LoPs) are not directly comparable with Key Stage outcomes from previous years. In addition, 2012/13 was the first year*

LoPs were used and it is recognised that it will take time for the new arrangements to embed.

The school was last inspected by the ETI in September 2011 – this was a follow-up inspection and, in the areas inspected, the quality of education provided by the school was found to be ‘very good’.

Conclusion: CQSD is content that the proposal will not adversely impact the quality of education provided by the school and in that context is content to support the proposal. However, there is no evidence to show that the school can achieve an enrolment of 406 (14 class bases) in the longer term.

EDUCATION AUTHORITY

DEVELOPMENT PROPOSAL No 413

Notice is hereby given that a proposal under Article 14 of the Education and Libraries (Northern Ireland) Order 1986 has been submitted by the Education Authority South Eastern Region to the effect that:

The Education Authority proposes that the admission number of Londonderry Primary School should increase from 53 to 58 and that its enrolment number should increase to 406 at which point the school would become a two stream entry school with an admission of 58 and an approved enrolment of 406 from 1st September 2016, or as soon as possible thereafter.

A copy of the Proposal may be inspected at offices of the Education Authority, South Eastern Region located at Grahamsbridge Road, Dundonald, Belfast, BT16 2HS between the hours of 9.00 am and 4.30 pm.

Any objections to this Proposal should be lodged with the Area Planning Policy Team, Department of Education, Rathgael House, Balloo Road, BANGOR, Co Down, BT19 7PR or emailed to dps@deni.gov.uk within two months of the date of publication of this notice.

NOTE: The Department of Education and the Education Authority operate a regime of openness under the Freedom of Information Act. Letters of objection and information supplied to the Department of Education and to the Education Authority may be subject to disclosure under the Freedom of Information Act, if requested. (A fee may be charged for supplying this information).

Gavin Boyd
Chief Executive


Case for Change – Londonderry PS

CASE FOR CHANGE – Supporting Information

SUMMARY / OVERVIEW

EDUCATION AUTHORITY AREA	South Eastern
DP NUMBER	413
PROPOSER	Education Authority Contact: Stephen Martin, 028 9056 6346, Stephen.Martin2@eani.org.uk
SCHOOL(S) NAME	Londonderry Primary School
SCHOOL REFERENCE	4016004
TYPE	Primary
MANAGEMENT	Controlled
DP PUBLICATION DATE	w/c 9 November 2015
PROPOSAL	The Education Authority proposes that the admission number of Londonderry PS should increase from 53 to 58 and that its enrolment number should increase from 368 to 406 at which point the school would become a two stream entry school, from 1 September 2016 or as soon as possible thereafter.

STATUTORY CONSULTATION

BY THE AUTHORITY	<p>I confirm that the schools which the Authority considers might be impacted by this proposal were consulted on 23 March 2015.</p> <p>Letters were forwarded to the Board of Governors, staff and parents of Londonderry PS to ask their opinion of the development proposal.</p> <p>SIGNED:  DATE: 30 Oct 15</p>
------------------	---

BACKGROUND

Londonderry PS was established in 1969 on the Glenbrook Road in Newtownards. The present accommodation comprises 14 class-bases, a resource base / library, administration block, multi-purpose hall, meals kitchen and dining hall. The site also contains a temporary classroom that accommodates a voluntary playgroup.

The school is located on a 1.25 hectare site. The site is 0.24 hectares smaller than that required of a school that comprises 14 class-bases. The Authority owns the site.

At present the school operates with an approved enrolment of 368 and an admission figure of 53. The Authority has carried out an assessment of the available accommodation at the school which is detailed on Table 1 below. This clearly shows that the school has the ability to accommodate up to 406 pupils which would give an admission of 58.

Permanent building	Area m²	Teaching accomm.	>= 50	< 50	Total
Classroom 1	60	yes	yes		
Classroom 2	61	yes	yes		
Classroom 3	61	yes	yes		
Classroom 4	58	yes	yes		
Classroom 5	61	yes	yes		
Classroom 6	61	yes	yes		
Classroom 7	57	yes	yes		
Classroom 8	62	yes	yes		
Classroom 9	65	yes	yes		
Classroom 10	61	yes	yes		
Classroom 11	61	yes	yes		
Classroom 12	58	yes	yes		
Classroom 13	57	yes	yes		
Classroom 14	79	yes	yes		
Assembly Hall	156	n			
Principal's Office	25	n			
Office	13	n			
Totals			14	0	
			x 29	:- 1.72	
No. pupils			406	0.00	406.00

Enrolment Number	406
Admissions Number	58

Current approval	
Enrolment Number	368
Admissions Number	53

With an admission of 58 the Authority believes an approved enrolment of 406 is appropriate.

RATIONALE FOR PROPOSAL

It is the aim of the Authority to establish a network of controlled schools Newtownards which operate with 7, 14 or 21 class-bases, where feasible. This has already taken place in Bangor and has proven to be successful.

Londonderry PS has the physical accommodation for an enrolment of 406 pupils and the Principal and Governors have requested that the current approved enrolment should be modified to reflect the ongoing pressure for places at the school.

AREA PLANNING IMPACT

The Primary Area Plan shows no action is required at Londonderry PS however the Authority undertook a review of the controlled primary provision in Newtownards to ascertain if the present configuration of provision in the city is the most efficient and effective mechanism to meet the long term needs.

There are ongoing issues with the current admission / approved enrolment figures for Londonderry PS and the Principal and Board of Governors have requested that the Authority review the present figures to ensure that the current approved enrolment is appropriate.

Tables 2 and 3 detail the applications and admission history of the controlled provision schools in Newtownards and demonstrate that action is required to modify provision at a number of schools as follows:

The Authority proposes the following actions:

- The adjustment of the approved enrolment of West Winds PS to a size more in keeping with the anticipated demand for places at the school. This means a reduction of the approved enrolment from the current 232 to 203. The admission figure of 29 would remain. This is in keeping with the enrolment profile of the school and the applications history. This would result in the school becoming a 7 class-base school. (DP411)
- The downward adjustment of the approved enrolment of Castle Gardens PS to a size more in keeping with the anticipated demand for places at the school. There is a need to reduce the current admission number of 87 to 58 and to reduce the approved enrolment from 420 to 406. This would mean the school would operate as a 14 class-base primary school. This school was originally designed as a 21 class-base but due to a low enrolment the Authority has been utilising parts of the school for other services, e.g., reading recovery. Should the Authority proceed with this proposed reduction the unused areas will be used for other services related to

education. Authority officers are currently carrying out pre-publication consultation on this proposal and a report will be made to the Education Committee when completed. (DP412)

- The upward adjustment of the approved enrolment of Londonderry PS to a size more in keeping with the anticipated demand for places at the school. A development proposal will be progressed for an increase in the current admission of 53 to 58 and in the approved enrolment from 368 to 406. This will mean the school would be operating as a 14 class-base primary school. (DP413)

The overall effect of the proposals will be to create a network of viable and long term sustainable controlled schools in Newtownards.

Table 2 – Application history of Controlled Primary Providers in Newtownards

SCHOOL	ADM NO	2011			2012			2013			2014		
		Applications where school indicated as 1 st Preference	Total Number of applications where school is listed as a preference 1	Year 1 admitted as at October each year (DE Census date)	Applications where school indicated as 1 st Preference	Total Number of applications where school is listed as a preference 1	Year 1 admitted as at October each year (DE Census date)	Applications where school indicated as 1 st Preference	Total Number of applications where school is listed as a preference 1	Year 1 admitted as at October each year (DE Census date)	Applications where school indicated as 1 st Preference	Total Number of applications where school is listed as a preference 1	Year 1 admitted as at October each year (DE Census date)
Abbey Primary School	87	85	86	86	85	87	83	84	85	65	66	66	
Castle Gardens Primary School	87	37	42	45	38	43	36	38	37	29	29	29	
Londonderry Primary School	53	70	59	60	57	63	52	59	53	57	57	53	
Newtownards Model Primary School	58	72	61	60	77	77	68	72	60	57	59	59	
Victoria Primary School	85	54	75	77	66	71	64	73	81	67	69	69	
West Winds Primary School	29	14	18	26	27	27	18	19	17	22	22	22	
Total	404	332	341	354	350	368	321	345	333	297	302	298	

Table 3– Average Applications for Controlled Primary Providers in Newtownards

SCHOOL	5 Year Average 1 st Preference Applications	5 Year Average Total Applications
Abbey Primary School	80	81
Castle Gardens Primary School	34	36
Londonderry Primary School	57	60
Newtownards Model Primary School	67	69
Victoria Primary School	62	70
West Winds Primary School	20	20

EDUCATIONAL IMPACT

Allowing the school to operate as a 14 class-base will enable it to better meet the increased demand for places.

STATISTICAL INFORMATION

The enrolment of schools in the area is detailed in Table 4:

Table 4– Controlled Primary Providers in Newtownards

School Name	Enrolments						Approved Enrolment	Unfilled Places
	09/10	10/11	11/12	12/13	13/14	14/15		
Abbey PS	577	577	571	571	576	550	610	60
Castle Gardens PS	304	273	263	282	259	244	420	176
Londonderry PS	352	351	365	377	384	384	368	-16
Newtownards Model PS	372	387	386	396	403	405	406	1
Victoria PS	537	522	509	515	532	527	592	65
West Winds PS	131	146	146	148	136	157	232	75
West Winds SU	8	6	11	9	11			

The following can be derived from the data:

- Londonderry PS and Newtownards Model PS are both operating at or above their approved enrolment with little or no unfilled places at these schools.
- Abbey PS and Victoria PS both have some unfilled places however these are at low levels when compared to the approved enrolment of the schools.
- West Winds PS has a significant percentage of unfilled places.
- The school with the highest percentage of unfilled places is Castle Gardens PS.

Table 5 below details the enrolment history of Londonderry PS and shows a school with a strong enrolment.

Table 5 – Enrolment History								
	Year 1	Year 2	Year 3	Year 4	Year 5	Year 6	Year 7	Total
2014/2015	53	53	59	60	54	52	55	386
2013/2014	53	60	60	53	54	57	47	384
2012/2013	60	59	51	57	57	46	47	377
2011/2012	59	51	61	59	46	48	41	365
2010/2011	47	60	58	48	44	42	52	351
2009/2010	58	55	47	46	47	53	46	352
2008/2009	54	47	45	48	53	46	43	336
2007/2008	47	44	47	53	46	45	33	315
2006/2007	44	47	51	43	49	34	45	313
2005/2006	46	50	42	49	36	45	36	304
2004/2005	55	42	49	37	46	34	36	299
2003/2004	44	48	40	49	35	36	47	299
2002/2003	47	44	45	37	37	47	45	302
2001/2002	42	43	38	33	48	46	35	285
2000/2001	43	34	34	52	44	37	56	300
1999/2000	32	32	55	43	36	52	62	312
1998/1999	38	51	37	37	50	61	48	322
1997/1998	45	40	38	47	62	48	37	317
1996/1997	36	39	50	61	50	34	35	305
1995/1996	38	52	63	49	37	38	38	315

Table 6 shows the application history of Londonderry PS which clearly demonstrates that the school has been attracting strong numbers of first preferences application since 2011 and that the total number of applications for admission to the school has been close to or above the present figure of 53 over the same period.

Table 6 - Application		
Applications where school indicated as 1 st Preference	Total Number of applications where school is listed as a preference ¹	Year 1 admitted as at October each year (DE Census date)
2011		
70	73	59
2012		
57	63	60
2013		
52	59	53
2014		
57	57	53

¹ This could 1st / 2nd / 3rd or other preference

The enrolment and application history for Londonderry PS supports the Authority's view that the school's admission figure should be increased from 53 to 58 from 1 September 2016 or as soon as possible thereafter.

IMPLEMENTATION PLAN

If approved this proposal would come into effect from 1 September 2016 or as soon as possible thereafter.

No problems are anticipated with regard to the implementation of the increase in the school's admission and enrolment number as the school has sufficient accommodation and staff to allow a smooth transition. The school already operates as a two stream entry.

RESOURCE IMPLICATIONS

The school currently operates as a two stream entry and has the staff and accommodation already in place.

No additional finance is required.

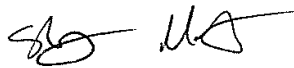
STATUTORY CONSULTATION

The Authority has carried out the necessary pre-publication consultation with the staff, parents and Board of Governors of Londonderry PS. A report on the consultation is attached. Copies of the responses can be forwarded if requested.

A list of the schools that were contacted is attached.

EDUCATION AUTHORITY COMMENTS

See attached letter

SIGNED: 
POSITION: Development officer
DATE: 30 Oct 18

SUSTAINABILITY ASSESSMENT

LONDONDERRY PRIMARY SCHOOL

Quality Educational Experience

In relation to primary provision, the SSP indicators highlight KS2 attainment levels, no more than two composite classes, a minimum of 4 teachers, the ability of the school to cater for Special Educational Needs (SEN) pupils, availability of curricular and extra-curricular activities, quality of the physical environment for learning and quality of pastoral care arrangements.

Londonderry PS has a teaching complement of 17 teachers (15.97 FTE) and no composite classes.

The school was inspected by the Education and Training Inspectorate (ETI) in May 2009 and the conclusion reached was:

'In the areas inspected, the quality of education provided by the school is good. The school has important strengths in most of its educational and pastoral provision. The inspection has identified areas for improvement which the school has demonstrated the capacity to address'

Key Stage 2 performance declined between 2010/11 and 2012/13, the last year for which data is available.

- In 2010/11, 82.3% of pupils (42 pupils) attained Level 4 or above at KS2 English; this fell to 70.7% (29 pupils) in 2011/12.
- In 2010/11, 82.3% of pupils (42 pupils) attained Level 4 or above at KS2 Mathematics; this fell to 68.3% (28 pupils) in 2011/12.

In 2012/13 when the new Levels of Progression were introduced*¹:

- 52.1% (25 pupils) attained Level 4 or above at KS2 in Communication – this was below the NI average of (77.1%).
- 68.8% (33 pupils) attained Level 4 or above at KS2 in Using Mathematics - this was below the NI average of 78.5%.

- fewer than 5 of the 16 FSME pupils attained Level 4 or above at KS2 in Communication – this was below the NI FSME average of 62.6%
- 31.3% of FSME pupils (5 pupils) attained Level 4 or above at KS2 in Using Mathematics – this was below the NI FSME average of 64.1%

**1 Outcomes for the Levels of Progression (LoPs) are not directly comparable with Key Stage outcomes from previous years. In addition, 2012/13 was the first year LoPs were used and it is recognised that it will take time for the new arrangements to embed.*

The school did not submit Key Stage data for 2013/14 it is not known if the downward trend has continued or has been reversed.

The Inspection Report cites the very good provision for the children with special educational needs as a strength of the school.

The school's response to the EA's pre-publication consultation states that 'following the impressive extensive minor works carried out at the school, the Governors and staff feel the proposed increased admissions and enrolment number will allow the school to flourish'..

The Inspection Report also confirms that the quality of arrangements for pastoral care in the school is very good.

Stable Enrolment Trends

The SSP adopts the enrolment thresholds as recommended in the Bain Report. These are minimum thresholds and apply to grant-aided schools in all sectors. A rural primary school's minimum enrolment threshold is 105 pupils. Ideally a primary school should have 7 classrooms (1 per year group).

Enrolments at the school have been increasing steadily from 351 in 2010/11 to 386 in 2014/15 as shown in table 1 below. Unverified figures for 2015/16 show 384 pupils enrolled. The school's approved enrolment is 368 which is within the 13 class base category. It has been oversubscribed at first preference stage since 2011/12

as shown in table 4 below - with the exception of 2013/14 when 52 first preferences were received. Unverified figures for 2015/16 show 53 pupils admitted to P1. Enrolments are significantly above the thresholds included in the Sustainable Schools Policy.

It should be noted that these figures include statemented pupils. Table 3 shows that there are more pupils in P1 – P3 than there are in P5 – P7.

Table 1: Londonderry PS - Historical Enrolments

2009/10	2010/11	2011/12	2012/13	2013/14	2014/15
352	351	365	377	384	386

Table 2: Londonderry PS Intakes (2014/15 approved 53)

2009/10	2010/11	2011/12	2012/13	2013/14	2014/15
58	47	59	60	53	53

Table 3: Londonderry PS Enrolment by Year Group

P1	P2	P3	P4	P5	P6	P7	Total
53	53	59	60	54	52	55	386
165				161			

Table 4: Londonderry PS Applications/Admissions

	2010/11	2011/12	2012/13	2013/14	2014/15
1st Preference Apps	50	70	57	52	58
Total Applications	50	73	63	59	59
Total Admitted	50	58	60	53	53

Figures as at the conclusion of the Open Enrolment Process (ie when placement letters are issued).

Londonderry PS has had temporary increases of its admissions and/or enrolment number approved in recent years as follows:

Table 5: Londonderry PS – Temporary Variations

School Year	Approved Admissions Number	Approved Enrolment Number	Temporary Variations Approved (To total of)	
			Admissions	Enrolment
2015/16	53	368	N/A	379
2014/15	53	368	N/A	387
2013/14	53	368	N/A	381
2012/13	53	368	60	375
2011/12	53	368	59	N/A

(The above numbers do not take account of any statemented pupils and pupils admitted on appeal to Year 1 who remain over and above this number.)

Intakes in 2013/14, 2014/15 and 2015/16 have remained at 53 pupils - the school's approved admission number. The published development proposal proposes to increase the school's approved enrolment to 406 and the approved admission number from 53 to 58. This is within the 14 class base category and would provide an additional 38 places with an additional 5 of these being at P1.

Sound Financial Position

The SSP recommends that a school's annual finance indicates that it can live within its delegated budget and will be able to continue to do so. Where there is a deficit, the school's 3-year plan should indicate that it can be reduced or recovered.

School Finance Team supports the expansion of existing schools, rather than the opening of small stand-alone schools. This proposal, if approved, would have minimal impact on the Aggregated Schools Budget, as it involves a redistribution of pupils between schools.

Budget Position

Londonderry Primary School held a cumulative budget surplus of £49,052, or 4.37% of available delegated resources, at March 2015. At July 2015, the Education Authority expressed no concerns about this school's financial plans. The most recent available projection, from the Education Authority Monthly Expenditure Monitoring Report (MEMR) for December 2015, is a surplus of £52,150 at March 2016.

Strong Leadership and Management

The SSP highlights a number of indicators in relation to the BoG, staff and pupils. These include: BoG -views, skills and experience of the BoG. Staff - management (both curricular and organisational), attendance, turnover, morale. Pupils – behaviour, attendance and involvement in school management. A school development plan must be in place (and monitored).

In an Inspection Report dated May 2009, the ETI comments that one of the strengths of the school is:

“the strong leadership of the Principal and his high expectations of, and support for, the staff and children”.

The Board of Governors also acknowledged the hard working teaching and ancillary staff and the leadership of the principal.

Accessibility

The SSP highlights the need for reasonable distance and travel time to school and also suitable transport arrangements. It highlights travel times of less than 30 minutes for primary pupils.

Londonderry PS is in the centre of Newtownards town. All schools in Newtownards are detailed in Table 2 in the covering submission. All schools would be accessible within the 30 minutes travel time specified in the Sustainable Schools Policy for primary school pupils.

Strong Links with the Community

The SSP refers to the degree and quality of parental involvement, contribution of the school to the community, presence of other features (nursery or specialist provision) and use of school buildings outside formal education.

The Inspection Report of May 2009 also lists “the very positive ethos; the secure, orderly learning environment within the school and the strong links with the parents and the community” as a strength of the school.

DE COMMENTS

Admissions and Enrolment

The approved enrolment and admissions numbers for Londonderry PS are 368 and 53 (to a maximum of 58 provided the enrolment number would not thereby be exceeded) respectively. DP413 proposes to increase the enrolment and admissions number to 406 and 58 respectively from 1 September 2016 or as soon as possible thereafter. The Education Authority has included reference to the DP in the admissions criteria booklet which makes parents aware of the possible increase from September 2016 should the DP be approved.

The revised admissions number would normally apply from 1 September 2016 or as soon as possible thereafter and School Access Team will then phase in increases to the enrolment number annually in consultation with the school and the Education Authority.

Should a school receive more applications for admission than it has places available it can request a temporary variation (TV) of its admissions number from the Department. The Department may approve TVs to a school's numbers to respond to particular demographic pressures in an area in a particular year.

The Department will generally approve a TV to a school's numbers for children who otherwise do not have a primary school of the same type, with places, available to them within a reasonable distance of the child's home address. It should be noted that a TV is granted on the condition that no additional accommodation will be involved. TVs are not granted to address anticipation of demand, nor a long term desire to increase the size of a school within an area.

Londonderry PS has had temporary increases of its admissions and/or enrolment number approved in recent years as follows:

Table 6: Temporary Variations

School Year	Approved Admissions Number	Approved Enrolment Number	Temporary Variations Approved (To total of)	
			Admissions	Enrolment
2015/16	53	368	N/A	379
2014/15	53	368	N/A	387
2013/14	53	368	N/A	381
2012/13	53	368	60	375
2011/12	53	368	59	N/A

The above numbers do not take account of any statemented pupils and pupils admitted on appeal to Year 1 who remain over and above this number.

The DP rationale for the proposal notes that Londonderry PS already has the physical accommodation for an enrolment of 406 pupils, therefore based on this, should the DP be approved SAT would not envisage any difficulty in phasing up the enrolment number annually.

Standards

The Case for Change provides no information on the future demand for primary school places in the controlled sector in Newtownards. Whilst it is noted that the EA's aim is to provide a network of 7, 14 and 21 class base primary schools within the controlled sector where feasible, it is unclear how neatly this fits with the longer-term demand for places across the 6 controlled schools.

It proposed that the admissions number is increased from 53 to 58 and that the approved enrolment number increase from 368 to 406, i.e. a 14 class base school.

The school has the necessary accommodation (14 permanent classrooms).

It is noted that the first preference applications to the school in three of the past four years (2011 to 2014) have exceeded the current approved admissions number.

The EA has not provided any comment on how the proposal might impact on the quality of education provision at the school. Whilst CQSD would not anticipate that the proposed increase in the enrolment would have any significant impact in this

regard it should be noted that the Key Stage 2 performance declined between 2010/11 and 2012/13, the last year for which data is available.

- In 2010/11, 82.3% of pupils (42 pupils) attained Level 4 or above at KS2 English; this fell to 70.7% (29 pupils) in 2011/12.
- In 2010/11, 82.3% of pupils (42 pupils) attained Level 4 or above at KS2 Mathematics; this fell to 68.3% (28 pupils) in 2011/12.

In 2012/13 when the new Levels of Progression were introduced*¹:

- 52.1% (25 pupils) attained Level 4 or above at KS2 in Communication – this was below the NI average of (77.1%).
- 68.8% (33 pupils) attained Level 4 or above at KS2 in Using Mathematics - this was below the NI average of 78.5%.
- fewer than 5 of the 16 FSME pupils attained Level 4 or above at KS2 in Communication – this was below the NI FSME average of 62.6%
- 31.3% of FSME pupils (5 pupils) attained Level 4 or above at KS2 in Using Mathematics – this was below the NI FSME average of 64.1%

**¹ Outcomes for the Levels of Progression (LoPs) are not directly comparable with Key Stage outcomes from previous years. In addition, 2012/13 was the first year LoPs were used and it is recognised that it will take time for the new arrangements to embed.*

The school did not submit Key Stage data for 2013/14 so we don't know if the downward trend has continued or has been reversed.

The school was last inspected by the ETI in May 2009 so we do not have a recent ETI report on the quality of education provided by the school.

In the circumstances, it would be helpful if the EA could provide assurance that the quality of education provided for the pupils at Londonderry PS will not be adversely impacted by the proposed increase in the school's admission number/enrolment.

Conclusion

Curriculum, Qualifications and Standards Directorate (CQSD) is content to support this proposal subject to the EA providing assurance that the quality of education

provided for the pupils at Londonderry PS will not be adversely impacted by the proposed increase in the school's admission number/enrolment.

Assurance from the Education Authority

The Department went back to the EA to seek the assurance required by CQSD and the EA advised that Londonderry Primary school has been operating as a two stream entry school for a number of years and has in the past admitted in excess of 58 pupils with no adverse impact on the quality of education.

The proposed increase in admissions from 53 to 58 will have no impact on the quality of education provided by the school.

On receipt of this assurance the CQSD have confirmed that they are content.



The Education and Training Inspectorate -
Promoting Improvement

THE EDUCATION AND TRAINING INSPECTORATE RESPONSE TO A DEVELOPMENT PROPOSAL (DP)



SECTION 1 RESPONSE FORM

PHASE	Primary
Region	South East
DP REFERENCE NUMBER (S)	411, 412, 413.
PROPOSAL (S)	Proposed increase /decrease of enrolment numbers in three schools in Newtownards on 1 September 2016 or as soon as possible thereafter The proposal is part of an overall adjustment of the controlled Primary schools in Newtownards
DATE OF RECEIPT OF DP (DI)	12 November 2015
DATE OF RETURN OF DP (DI)	9 December 2015
DATE OF RETURN to APPT Via ACI	18 December 2015
ACI DIRECTORATE TITLE	Mr John Baird
NAME OF DE CONTACT AND DATE AS STATED ON EMAIL	Christine Murnin
Note about this response: (where relevant)	

EDUCATIONAL PROVISION

411 West Winds PS

- last inspection May 2012

Overall Effectiveness – Good

Achievements and Standards - Good

Provision for Learning - Good

Leadership and Management - Very Good

Nursery Units – Satisfactory

Follow – Up – Nursery Unit – Very Good

412 Castle Gardens PS

- last inspection February 2011

Overall Effectiveness Satisfactory

Achievements and Standards - Satisfactory

Provision for Learning – Satisfactory

Leadership and Management – Satisfactory

Follow Up Inspection – September 2012

Overall Effectiveness - Very Good

413 Londonderry PS

- last inspection May 2009

Overall Effectiveness - Good

Achievements and Standards – Very Good

Provision for Learning – Good

Leadership and Management – Good

ETI KNOWLEDGE

Londonderry PS has a new principal since time of last inspection

Recently, Londonderry PS has had an extension

West Winds PS appointed a new principal September 2015

RATIONALE FROM THE PERSPECTIVE OF ETI EVIDENCE

- *improved opportunities for professional interaction*
- *improved opportunities for career advancement and leadership development*
- *proposal has the potential to provide more effective and efficient use of funding, time and resources*

ANY OTHER RELVANT INFORMATION

CONCLUSION/RECOMMENDATION

Inspection evidence and ETI knowledge: supports the proposals to make changes to the enrolment numbers in each of the schools as it provides an opportunity to make the most effective use of existing resources and to allow for future whole area planning to provide more efficient use of facilities, staffing and resources in the best interest of the children in the greater Newtownards area.