

## COPY OF DEVELOPMENT PROPOSAL SUBMISSION

### Cover Note

<b>DP No.</b>	DP 317 (SELB)	
<b>School(s)</b>	Aughnacloy Primary School (5012621)	
<b>Proposal</b>	The proposed increase in the approved enrolment of Aughnacloy Primary School from 116 to 145 pupils with effect from 1 September 2015 or as soon as possible thereafter.	
<b>Minister's Decision</b>	Not approved	
<b>Date of Decision</b>	2 February 2015	
<b>Minister's Comments</b>	<i>Agreed with recommendation</i>	
<b>Additional Notes</b>	A copy of the final press release can be found at <a href="http://www.deni.gov.uk/news.htm">http://www.deni.gov.uk/news.htm</a>	
<b>Information Redacted</b>	Some information and personal data may have been removed in line with the principles of the Freedom of Information and Data Protection Act.	
	<b>Key</b>	<b>Details</b>
	■	redaction
	*	refers to less than five cases where data is considered sensitive
	#	means figure has been suppressed to prevent disclosure of sensitive information under rules of disclosure

**From: DORINA EDGAR  
Area Planning Policy Team**

**TRIM Ref: DE1/14/249207**

**Date: 27 January 2015**

**To: JOHN O'DOWD MLA**

**copy distribution below**

**DEVELOPMENT PROPOSAL NO. 317 – TO INCREASE THE CAPACITY IN AUGHNACLOY PRIMARY SCHOOL FROM 116 TO 145 PUPILS.**

**Issue:** To decide on DP 317, the proposed increase in the approved enrolment of Aughnacloy Primary School from 116 to 145 pupils.

**Timescale:** Routine.

**Financial / Resource Implications** School Budget  
An increase in enrolment would have minimal impact on the Aggregated Schools' Budget, as this does not create any additional provision but simply redistributes pupils, whose funding allocation moves with them.

Accommodation  
If the DP is approved, as requested, no additional classroom accommodation will be needed, however the SELB advise that some work could be carried out to provide a resource area and multi-purpose rooms at a cost of approximately £60,000.

**FOI Implications:** This submission is fully disclosable.

**Legislation Implications:** N/A

**Presentational Issues:** It is likely that there will be local media interest in your decision. Communications Office will issue a press release to announce your decision.

**Recommendation:** Enrolment trends at the schools in the area, indicate that there are sufficient places in the local area to meet the current demand. It is therefore recommended that you turn down the request to increase the overall enrolment at Aughnacloy PS from 116 to 145 pupils.

It is also recommended that you agree:-

- the wording of the DP outcome letter (Appendix F)
- that this submission (with any appropriate redactions) can be published on the DE website.

## **Background**

The Southern Education and Library Board (SELB) published Development Proposal No. 317 on 13 October 2014. This proposes to increase the approved enrolment for Aughnacloy PS from 116 pupils to 145 pupils, with effect from 1 September 2015 or as soon as possible thereafter. The 2 month consultation period ended on 15 December 2014. A copy of the proposal is attached at Appendix A.

Aughnacloy PS is a controlled Primary School, which is situated on Carntell Road on the outskirts of Aughnacloy in County Tyrone. The school's approved enrolment number is 116, however, 129 pupils were enrolled in 2014/15 as a result of approved temporary variations to the schools admission and enrolment numbers.

## **Area Plan**

2. The SELB Primary Area Plan (June 2014) notes that the school is currently considered to be sustainable within the local area context in relation to enrolment and financial viability and that the SELB has published this DP.

## **Development Proposal**

3. Statistical information relating to the proposal is contained in Appendix C. The key issues are outlined below:-
  - The total enrolment at Aughnacloy PS has increased steadily in recent years, from 105 in 2009/10 to 126 in 2013/14. The enrolment is above the recommended minimum threshold of 105 pupils.
  - The proposed enrolment of 145 pupils is at the top of the 5 classroom range of 116-145.
  - Aughnacloy PS had a surplus of £112,590, or 22.77% of available delegated resources, at March 2014. The forecast position at March 2017 is a surplus of £70,816, or 14% of available delegated resources.
  - There are currently no issues in relation to the quality of education provided at Aughnacloy Primary School. The school is performing above the NI average.
  - If the proposal is approved there will be no need to provide an additional classroom. The SELB advise that some work could be carried out to provide a resource area and multi-purpose rooms at a cost of approximately £60,000.

## **Education and Training Inspectorate (ETI) Comment**

4. The ETI advise that based on the enrolment trend over the last five years and the demographic changes in the area they would support the proposal. However they also note that the rising enrolment at Aughnacloy PS is in part a result of part parental choice and that the nearest alternative controlled primary school Lisferty Primary School has spare capacity. Full ETI comments are included at Appendix D.

## **Southern Education and Library Board comments**

5. The SELB has brought forward this development proposal to meet the increasing demand for places in the school. The full case for change is attached at Appendix B.
6. The SELB advise that the development proposal for Aughnacloy Primary School together with the responses received during the consultation process were considered by the Advisory Sub Committee for Controlled School at its meeting on 23 September 2014. It was unanimously agreed to proceed with publication of the proposal. The development proposal was then discussed at its Board meeting on 8 October 2014 at which the minutes of Advisory Sub Committee were adopted by the Board and the proposal recommended for publication. The SELB confirmed they are in support of the proposal and that it is included in their Primary Area Plan.

## **Consultation**

7. The SELB has confirmed that it has fulfilled its statutory duty in relation to consultation and has provided proof of publication.

## **Support / Objection**

8. The Department received 54 letters of support during the statutory two-month objection period. A further letter of support was received prior to publication. No letters of objection were received.
9. The letters of support were mostly template style in nature and support for the increase in enrolment for the following reasons:
  - The enrolment has steadily increased over the last 5 years and is well above the Sustainable Schools Policy Threshold of 105.
  - The school had to turn 4 families away even though they had the capacity to accommodate the children.
  - Aughnacloy PS has a very good reputation, involves the whole community in many areas of school life and integrates well with neighbouring schools.
  - Teaching staff are committed to delivering the curriculum to a very high standard, providing a friendly, safe and caring environment.
  - The school offers a wide range of extra-curricular activities.
  - Aughnacloy PS has operated as a 5 teacher school for the past 13 years and does not need additional classrooms.
  - The birth rate has increased in the area by 81.8% over the past number of years.
  - The Principal continually applies and is granted Temporary Variations.
  - Aughnacloy village allows for easy commute to many parts of Northern Ireland.

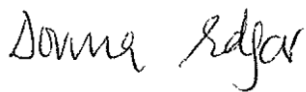
## Conclusions and Recommendation

10. Aughnacloy PS has an approved admission number of 17 pupils. In the last 5 years the school has admitted slightly higher numbers on 3 occasions, twice using the permitted variation which allowed them to take in a maximum of 20 pupils as the total enrolment at the school, excluding pupils with Statements of SEN, was below its approved enrolment number. In 2013/14 school year a temporary variation was approved by School Access Team (SAT) permitting the school to admit 21 pupils and increase its approved enrolment to 121 pupils for that year, excluding pupils with Statements of SEN. SAT also advise that further TV requests have been approved for 2014/15 allowing the school to admit 18 pupils and increase its enrolment to 129 pupils, excluding pupils with Statements of SEN.
11. There has been a steady increase in the total enrolment at Aughnacloy PS, in recent years, from 105 in 2009/10 to 126 in 2013/14. The current enrolment is a little above the schools approved enrolment number of 116 pupils as a result of the approved temporary variations and because pupils with Statements of SEN are regarded as supernumerary within the approved admissions and enrolment numbers at schools.
12. During the same period (2009-2013) the enrolment at the 5 controlled primary schools, including Aughnacloy PS, in the area (within a 7 mile radius), has also steadily increased from 348 pupils in 2009/10 to 388 pupils in 2013/14. However, 388 pupils is still significantly below the 497 places available within the combined approved enrolments at the 5 schools in 2013/14. A gradual increase in the enrolment at Augher Central PS from 80 pupils to 115 pupils will begin to take effect from 2014/15 school year which will eventually add a further 35 places in the wider area (DP 298 refers).
13. The P1 admission numbers at the 5 schools have fluctuated over the period 2009-2013, ranging between 44 pupils admitted in 2009/10 to 66 pupils in 2013/14. However, this was still below the 72 places available within the combined approved admissions at the 5 schools in 2013/14. A further 5 P1 places became available in the wider area from 2014/15 as the admission number at Augher Central PS increased from 11 pupils to 16 pupils.
14. Although the SELB have stated that in their view the proposal will not impact on the other controlled schools, analysis of the home addresses of pupils currently attending Aughnacloy PS shows that 41 of the 126 pupils attending the school in 2013/14 live closer to other controlled primary schools in the area, i.e. Lisferty PS, Richmond PS, Churchtown PS, Walker Memorial PS or Drumsallen PS. The enrolment at these 5 schools is currently below the threshold of 105 pupils for rural schools so increasing the enrolment number at Aughnacloy PS could have a detrimental impact on these other schools by displacing children from these schools and potentially increase the number of surplus places.

15. Given the current enrolment trends at the schools, it is clear that there are sufficient places in the local area to meet the current demand, it is therefore recommended that the proposal is turned down.

16. Attached for your consideration are the following:

- Appendix A: Published Development Proposal
- Appendix B: Proposers Case for Change
- Appendix C: Statistical information relating to the proposal
- Appendix D: ETI Comments
- Appendix E: Location Map
- Appendix F: Draft Wording for Outcome Letter



**Dorina Edgar**  
**Ext. 59593**  
**Email: [dorina.edgar@deni.gov.uk](mailto:dorina.edgar@deni.gov.uk)**

Copy distribution

Paul Sweeney  
Fiona Hepper  
Katrina Godfrey  
John Smith  
Noelle Buick  
Jacqui Durkin  
Phillip Irwin  
Lorraine Finlay  
Pauline Canning  
Debbie Phillips  
Scott Harbinson  
Áine Gaughran  
Press Office  
Grainne Maskey  
[aptpocorres@deni.gov.uk](mailto:aptpocorres@deni.gov.uk)

Published Development Proposal

**THE SOUTHERN EDUCATION AND LIBRARY BOARD**

**DEVELOPMENT PROPOSAL AS TO PRIMARY (INCLUDING NURSERY) AND SECONDARY EDUCATION No 317**

In pursuance of Article 14 of the Education and Libraries (Northern Ireland) Order 1986 as amended by Article 24 of the Education and Libraries (Northern Ireland) Order 2003 notice is hereby given that the Proposal detailed below has been submitted to the Department of Education for approval:

*It is proposed to extend the approved enrolment for Aughnacloy Primary School from 116 pupils to 145 pupils with effect from 1 September 2015 or as soon as possible thereafter.*

A copy of the Proposal may be inspected at the Headquarters of the Southern Education and Library Board, 3 Charlemont Place, The Mall, ARMAGH, BT61 9AX during normal office hours.

Any comments or objections to the Proposal should be made in writing, within a period of two months from the first date of publication, to the Department of Education as detailed below (i.e. the closing date for comments to the Department is 15 December 2014).

Area Planning and Policy Team  
Department of Education  
Rathgael House  
43 Balloo Road  
Bangor  
BT19 7PR  
Email: [dps@deni.gov.uk](mailto:dps@deni.gov.uk)

The Department of Education and the Education and Library Boards operate a regime of openness under the Freedom of Information Act and letters of objection and information supplied to the Department of Education or the Southern Education and Library Board are open to disclosure under the Freedom of Information Act (A fee may be charged for supplying the information)

Mr Gavin Boyd  
CHIEF EXECUTIVE (INTERIM)  
Southern Education and Library Board  
3 Charlemont Place  
The Mall  
Armagh  
BT61 9AX

**Proposers Case for Change**

**DEVELOPMENT PROPOSAL NO 317 – AUGHNACLOY PRIMARY SCHOOL**

*It is proposed to extend the approved enrolment for Aughnacloy Primary School from 116 pupils to 145 pupils with effect from 1 September 2015 or as soon as possible thereafter.*

**BACKGROUND TO THE PROPOSAL**

Aughnacloy Primary School is a controlled primary school situated on the Carnteel Road on the outskirts of Aughnacloy in County Tyrone.

The table below outlines the current accommodation at Aughnacloy Primary School against that recommended for a 5 class base school.

Aughnacloy Primary School - Current Accommodation			Building Handbook Schedule for 5 Class base School (116 - 145 pupils)			Diff	% Diff
Classroom 1	60	m <sup>2</sup>	Classroom 1	60	m <sup>2</sup>	0	0%
Classroom 2	60	m <sup>2</sup>	Classroom 2	60	m <sup>2</sup>	0	0%
Classroom 3	47.7	m <sup>2</sup>	Classroom 3	60	m <sup>2</sup>	-12.3	-21%
Classroom 4	65.2	m <sup>2</sup>	Classroom 4	60	m <sup>2</sup>	5.2	9%
Classroom 5	54.5	m <sup>2</sup>	Classroom 5	60	m <sup>2</sup>	-5.5	-9%
Computer Room	19.7	m <sup>2</sup>	Resource Areas (2)	80	m <sup>2</sup>	-60.3	-75%
			Multi-purpose Rooms (2)	30	m <sup>2</sup>	-30	-100%
Multi Purpose Hall	119	m <sup>2</sup>	Multi-purpose hall	160	m <sup>2</sup>	-41	-26%
Staffroom	30.7	m <sup>2</sup>	Staffroom	30	m <sup>2</sup>	0.7	2%
Principal's Office	22.7	m <sup>2</sup>	Office	15	m <sup>2</sup>	7.7	51%
General Office	10.5	m <sup>2</sup>	Office	15	m <sup>2</sup>	-4.5	-30%
Classroom Store (5)	22.8	m <sup>2</sup>	Classroom Store (5)	25	m <sup>2</sup>	-2.2	-9%
Resource Store (2)	7.49	m <sup>2</sup>	Resource Store (2)	10	m <sup>2</sup>	-2.51	-25%
PE Equipment Store	10.5	m <sup>2</sup>	PE Equipment Store	15	m <sup>2</sup>	-4.5	-30%
Hall Store	19.8	m <sup>2</sup>	Mat Store	10	m <sup>2</sup>	9.8	98%
Store	5	m <sup>2</sup>	Adult chair store	10	m <sup>2</sup>	-5	-50%
			Stage store	10	m <sup>2</sup>	-10	-100%
			External Play Store	15	m <sup>2</sup>	-15	-100%
Caretaker's Store	2.33	m <sup>2</sup>	Cleaner's Store	9	m <sup>2</sup>	-6.67	-74%
			Consumables Store	6	m <sup>2</sup>	-6	-100%
Toilets/Cloaks	84.6	m <sup>2</sup>	Class Toilets & Cloak Space (5)	75	m <sup>2</sup>	9.6	13%
			Pupil's Changing Room at MP Hall (2)	24	m <sup>2</sup>	-24	-100%
Hygiene Room		m <sup>2</sup>	Hygiene Room	13	m <sup>2</sup>	-13	-100%
Staff toilets (2)	4.9	m <sup>2</sup>	Staff toilets (2)	12	m <sup>2</sup>	-7.1	-59%
Comms Room	2.6	m <sup>2</sup>	Computer Hub Room	5	m <sup>2</sup>	-2.4	-48%
<b>Total Educational Area</b>	<b>650</b>	<b>m<sup>2</sup></b>	<b>Total Educational Area</b>	<b>869</b>	<b>m<sup>2</sup></b>	<b>-218.98</b>	<b>-25%</b>
<b>Circulation Area etc</b>	<b>294</b>	<b>m<sup>2</sup></b>	<b>Circulation Area etc</b>	<b>163</b>	<b>m<sup>2</sup></b>	<b>130.98</b>	<b>80%</b>
<b>Total LIA</b>	<b>944</b>	<b>m<sup>2</sup></b>	<b>Total LIA</b>	<b>1032</b>	<b>m<sup>2</sup></b>	<b>-88</b>	<b>-9%</b>
Hard Play Area	548	m <sup>2</sup>	Hard Play Area	800	m <sup>2</sup>	-252	-32%
Grass Play Area	3690	m <sup>2</sup>	Grass Play Area	3,000	m <sup>2</sup>	690	23%
Site Size	0.65	ha	Site Size	0.66	ha	-0.01	-2%



## **SUSTAINABLE SCHOOLS POLICY**

Aughnacloy Primary School is currently considered to be sustainable within the local area context in relation to enrolment and viability.

The enrolment is currently 126 pupils which is above the recommended threshold of 105 pupils. The school currently has a budget surplus of 18.53% and this is expected to be maintained for the next 2 years. There are currently no issues in relation to the quality of education provided at Aughnacloy Primary School.

## **RATIONALE FOR THE PROPOSAL**

The Board seeks approval for a development proposal to increase the approved enrolment from 116 pupils to 145 pupils (i.e. 4 to a 5 class base school) to meet the increasing demand for places in the school. The school has requested variations from the Department of Education during the past year to allow families moving into the area to enrol their children in Aughnacloy Primary School throughout the school year.

### **Area Planning**

In the context of Area Planning an increase in the approved enrolment at Aughnacloy Primary School is unlikely to have a significant impact on other schools as the pupils tend to live within a two mile radius of Aughnacloy Primary School. The table on page 6 indicates the position of the schools neighbouring Aughnacloy Primary School.

## **EDUCATIONAL IMPACT**

If the development proposal is approved it will allow the approved enrolment to increase to 145 pupils which will in turn allow more families from the immediate area to benefit from a good education resource within their own town.

## **STATISTICAL INFORMATION**

### **Enrolments**

Aughnacloy Primary School has an approved enrolment number of 116 pupils and an admission number of 19 pupils. The school had an enrolment of 100 pupils in 2000, this remained fairly steady until 2010/2011 when the enrolment increased to 115 and this trend has continued with the enrolment reaching 126 pupils in 2013/2014. In September 2014 the enrolment at Aughnacloy Primary School is 129 pupils based on information returned in the October 2014 School Census. Overall the school has experienced a growth of 29% since 2000.

Year	P1	P2	P3	P4	P5	P6	P7	Total P1 - P7 Enrolment
2000/2001	10	12	15	18	15	14	16	100
2001/2002	20	11	12	15	20	14	12	104
2002/2003	15	18	13	11	17	20	14	108
2003/2004	16	16	17	12	11	17	20	109
2004/2005	14	15	15	18	13	11	18	104
2005/2006	11	14	15	13	18	14	12	97
2006/2007	13	11	14	14	13	17	13	95
2007/2008	15	14	10	12	14	19	19	103
2008/2009	13	13	15	9	18	13	18	99
2009/2010	15	14	14	16	11	20	15	105
2010/2011	21	16	15	14	17	11	21	115
2011/2012	17	21	16	15	16	17	12	114
2012/2013	19	16	21	16	15	14	18	119
2013/2014	19	19	17	22	18	16	15	126
2014/2015	19	18	20	17	22	17	16	129

\* The total enrolment includes pupils with a statement of special educational needs. In the last 5 years the number of children with a statement was less than 5.

## Admissions

The table below shows the number of applications and admissions to Aughnacloy Primary School over the past 5 years. Overall the school year was oversubscribed in 2014/15 and 2010/11

School Year	Adm No	Applications		Total Applications	Accepted		Total Accepted
		1 <sup>st</sup> Pref	2 <sup>nd</sup> Pref		1 <sup>st</sup> Pref	2 <sup>nd</sup> Pref	
2014/15	17	23		23	19		19
2013/14	17	17		17	17		17
2012/13	19	19		19	19		19
2011/12	19	14		14	14		14
2010/11	19	20		20	20		20

## Demographics

Aughnacloy Primary School is situated in the Aughnacloy Ward of Dungannon District Council Area and neighbouring wards include Augher, Ballygawley, Castlecaulfield and Caledon. Aughnacloy is located within 2 miles of the border with Co Monaghan.

## Projected Primary School places in the Aughnacloy ward and surrounding areas:-

The table shows the census birth statistics by ward within Dungannon and South Tyrone District Council Area by academic year since 2004 to 2012. The statistics indicate that overall birth rates have increased significantly in Dungannon and South Tyrone District Council Area with an 26.5% increase in births since 2004.

	2004	2005	2006	2007	2008	2009	2010	2011	2012
Altmore	31	36	40	29	39	43	44	43	46
Augher	36	26	24	34	25	31	29	28	34
Aughnacloy	22	28	34	33	41	49	37	39	40
Ballygawley	34	43	39	35	36	40	28	53	38
Ballysaggart	38	41	37	51	54	39	64	59	50
Benburb	33	33	49	43	52	46	41	43	59
Caledon	34	29	24	29	24	40	41	25	45
Castlecaulfield	35	38	29	32	41	27	35	29	43
Clogher	29	21	28	29	25	30	36	29	38
Coalisland North	59	50	61	65	62	61	74	54	50
Coalisland South	49	55	39	42	58	37	40	49	49
Coalisland West and Newmills	46	42	38	50	48	45	52	56	43
Coolhill	42	40	54	47	47	41	55	47	50
Donaghmore Dungannon	30	32	29	34	43	41	24	34	28
Drumglass	28	30	29	40	38	46	41	38	47
Fivemiletown	21	24	29	23	25	37	27	24	31
Killyman	30	32	30	43	44	44	39	42	47
Killymeal	38	35	44	40	45	50	50	49	78
Moy	48	43	46	62	47	53	55	50	59
Moygashel	25	23	31	33	30	39	31	29	33
Mullaghmore	31	30	37	39	39	34	33	23	43
Washing Bay	44	29	31	43	47	34	54	51	40
<b>TOTAL</b>	<b>783</b>	<b>760</b>	<b>802</b>	<b>876</b>	<b>910</b>	<b>907</b>	<b>930</b>	<b>894</b>	<b>991</b>

Source: Adapted from NINIS figures ([www.ninis.nisra.gov.uk](http://www.ninis.nisra.gov.uk))

The Aughnacloy Ward has also shown an increase in births by approximately 77%. This trend is also evident in Ballygawley ward although the other surrounding wards have shown a decline in births as detailed in the table below:-

	2006	2007	2008	2009	2010	2011	2012	% Increase
Primary 1 Year	2011/12	2012/13	2013/14	2014/15	2015/16	2016/17	2017/18	
Augher	24	34	25	31	29	28	34	-5.5%
Aughnacloy	34	33	41	49	37	39	40	81.8%
Ballygawley	39	35	36	40	28	53	38	11.8%
Caledon	24	29	24	40	41	25	45	32.4%
Castlecaulfield	29	32	41	27	35	29	43	22.8%
<b>TOTAL</b>	<b>150</b>	<b>163</b>	<b>167</b>	<b>187</b>	<b>170</b>	<b>174</b>	<b>200</b>	<b>24.2%</b>

Source: Adapted from NINIS figures ([www.ninis.nisra.gov.uk](http://www.ninis.nisra.gov.uk))

The above table shows an increasing Primary 1 figure until 2015 in the Aughnacloy Ward and in total across the majority of neighbouring wards. This indicates that the enrolment at Aughnacloy Primary School will be maintained and is likely to increase in the future.

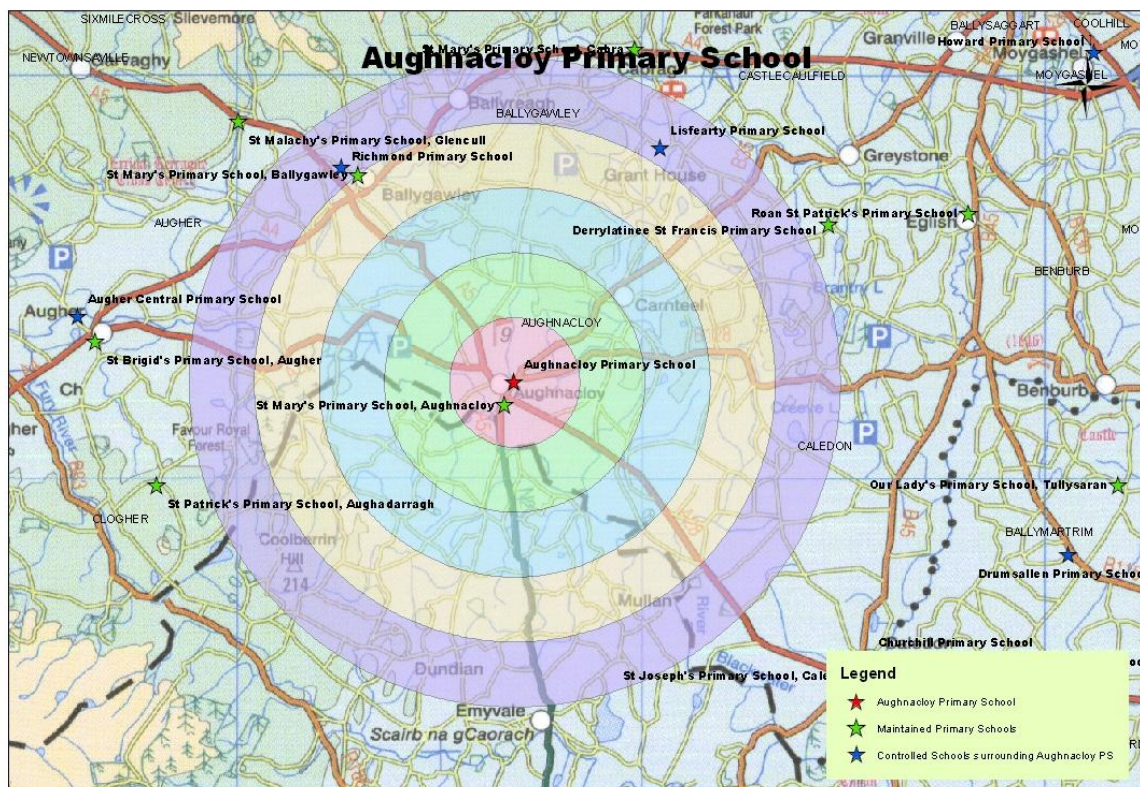
## Neighbouring Schools

The following table shows the neighbouring schools to Aughnacloy Primary School and their enrolment figures up to 2013.

School Name	Distance From Aughnacloy PS	Actual Enrolment (P1 – P7) ex Nursery and Special Units								Approved Enrolment Number (2013/14)	Unfilled Places (2013/14)	Unfilled P1 Places (2014/15)
		2007/2008	2008/2009	2009/2010	2010/2011	2011/2012	2012/2013	2013/2014	% Change			
<b>Controlled</b>												
Aughnacloy PS	-	103	99	105	115	114	119	126	+25.2%	116	0	0
Lisfearty PS	5.1 miles	52	50	50	45	45	45	36	-30.7%	74	38	14
Richmond PS	5.2 miles	93	89	85	84	86	86	91	-0.02%	145	54	1
<b>Maintained</b>												
St Mary's PS Aughnacloy	0.8 miles	94	91	93	94	97	97	98	+4.2%	82	0	0
St Mary's PS Ballygawley	5.1 miles	108	111	116	116	114	114	107	-0.9%	136	29	0

As shown in the table there is an overall trend of increasing enrolments at Aughnacloy Primary School.

The location of the neighbouring schools to Aughnacloy Primary School are shown on the map below:-

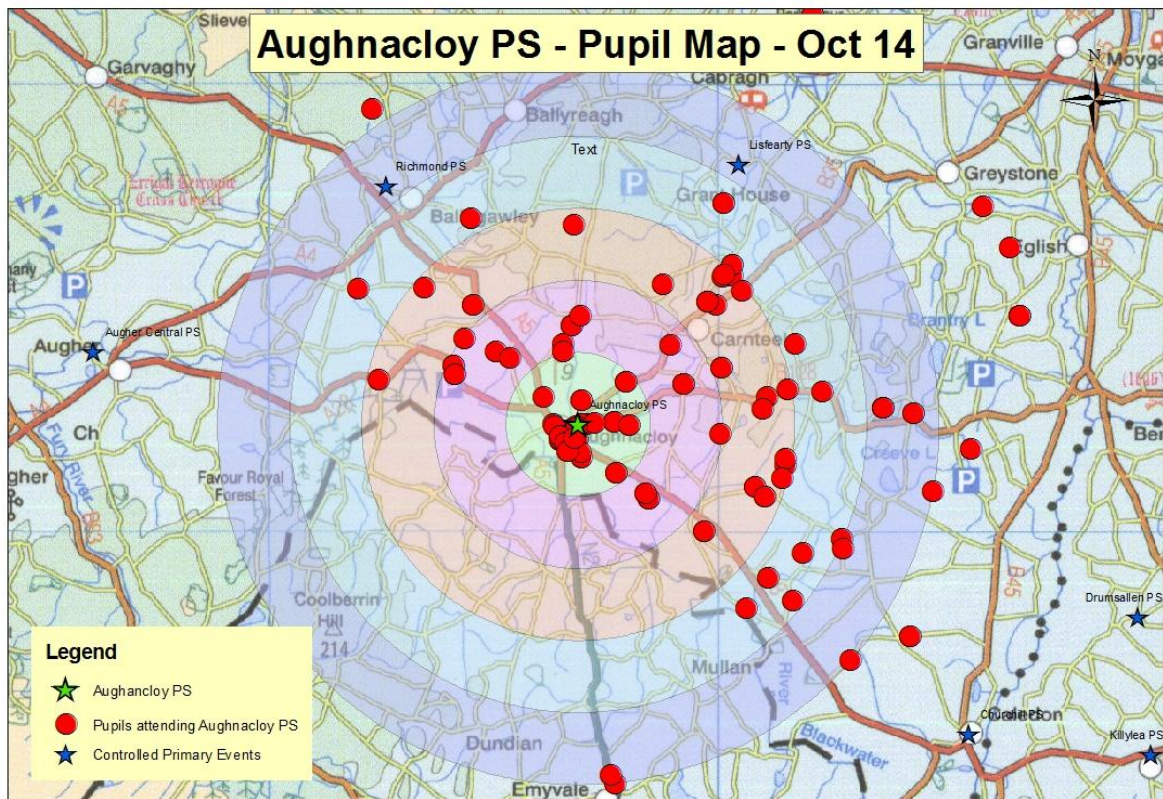


\*Based upon Ordnance Survey of Northern Ireland's data with the permission of Her Majesty's Stationery Office © Crown copyright and database rights NIMA ES&LA.202.4\*



## Distribution of Pupils attending Aughnacloy Primary School

The map below shows the distribution of pupils attending Aughnacloy Primary School based on enrolments in September 2014.



"Based upon Ordnance Survey of Northern Ireland's data with the permission of Her Majesty's Stationery Office (c) Crown Copyright and database rights NIMA ES&LA 202.4"

It is evident from this map that the majority of pupils attending Aughnacloy Primary School live within a 3 mile radius of the school.

## IMPLEMENTATION PLAN

The development proposal was published on week commencing 13 October 2014 and public consultation should be completed by 13 December 2014. If a decision is made early in 2015 the school could admit an increased number of pupils in September 2015.

Currently Aughnacloy Primary School have 5 classrooms and 5 teachers which results in the school operating 5 composite classes as follows for September 2014;

Class		Number in Class
1	P1/P2	24
2	P2/P3	26
3	P3/P4	24
4	P4/P5	27
5	P6/P7	28
<b>Total</b>		<b>129</b>

If the proposal is approved to have an approved enrolment of 145 pupils there will be no need to provide an additional classroom as an enrolment of 145 pupils places the school in the enrolment category for a 5 class base school. It is anticipated that some work could be carried out to provide a resource area and multi-purpose rooms.

## **RESOURCE IMPLICATIONS**

If the proposal is approved the school would require;

- No additional teaching staff as the school currently has 5 teachers
- No extension is necessary although the school would benefit from the provision of a resource area and multi-purpose rooms as detailed in the DE Building Handbook. This would cost approximately £60k.

## **STATUTORY CONSULTATION**

The Southern Education and Library Board sent out consultation letters to the Board of Governors, parents and staff of Aughnacloy Primary School on 27 August 2014. The SELB also consulted with primary schools, nursery schools and playgroups within a five mile radius by letter on 27 August 2014.

These consultations were completed on Friday 19 September 2014 and seven responses in favour of the proposal were received from the school, the Board of Governors, parents and St Mary's Primary School, Aughnacloy.

## **BOARD COMMENTS**

The development proposal for Aughnacloy Primary School together with the responses received during the consultation process was considered by the Advisory Sub Committee for Controlled School at its meeting on 23 September 2014. It was unanimously agreed to proceed with publication of the proposal. See attached extract from the minutes of the Advisory Sub Committee for Controlled School on 17 June 2014 and 23 September 2014 where the development proposal for Aughnacloy Primary School was discussed.

**AN EXTRACT FROM THE MINUTES OF PROCEEDINGS OF A MEETING OF THE ADVISORY SUB-COMMITTEE FOR CONTROLLED SCHOOLS HELD ON TUESDAY 17 JUNE 2014 AT 11.30 AM IN THE BOARD ROOM**

**7. DEVELOPMENT PROPOSALS**

**7.1 AUGHNACLOY PRIMARY SCHOOL**

*Mr Donaghy referred members to the letter from Aughnacloy Primary School dated 20 March 2014 in relation to a previous request for a development proposal to increase the approved enrolment for the school from a four to a five class base school. He reminded members that the proposal was not supported by the Committee last year as pupil numbers had only reached the threshold of 116 pupils for 5 class base school and the case was not believed to be strong enough.*

*Mr Donaghy reported to members that the enrolment at Aughnacloy Primary School had increased steadily to 126 pupils in September 2013 and was anticipated to increase to 130 pupils in September 2014. He pointed out that the steady growth provided a stronger case for the development proposal.*

*Following discussion it was proposed by Cllr Murphy and seconded by Cllr Clarke that the Board should proceed with consultation on a development proposal to extend the approved enrolment for Aughnacloy Primary School from a 4 class base primary school to a 5 class base primary school. The motion was unanimously agreed.*

**AN EXTRACT FROM THE MINUTES OF PROCEEDINGS OF A MEETING OF THE ADVISORY SUB-COMMITTEE FOR CONTROLLED SCHOOLS HELD ON TUESDAY 23 SEPTEMBER 2014 AT 10.00 AM IN THE BOARD ROOM**

**8. DEVELOPMENT PROPOSALS**

**8.1 AUGHNACLOY PRIMARY SCHOOL**

*Mrs Maguire reminded members of a request for a development proposal from Aughnacloy Primary School to extend their approved enrolment number from 116 pupils to 145 pupils. She advised members that local consultation on the draft development proposal closed on 19 September 2014 and seven responses were received, all in support of the proposal.*

*Following discussion it was decided to recommend the publication of a development proposal for Aughnacloy Primary School to the Board. The motion was proposed by Mr Spiers, seconded by Cllr Cavanagh and unanimously agreed.*

**Statistical Information**

Enrolment and Admissions numbers are provided in the tables below.

**2013/14 Enrolment Aughnacloy PS (501-2621)**

P1	P2	P3	P4	P5	P6	P7	P1-P7
19	19	17	22	18	16	15	126

The current enrolment at Aughnacloy includes 5 pupils with Statements of Educational Need (SEN) these pupils are considered supernumerary to the schools approved admissions and enrolment numbers.

The schools approved enrolment number is 116 pupils. The schools approved P1 admission number is 17 pupils (with a maximum intake of 20 provided the enrolment number is not thereby exceeded). The proposed enrolment of 145 pupils is at the top of the 5 classroom range of 116-145.



## Historical Enrolments at Schools in the Area (within a 7/10 mile radius)

Ref No	School Name	Distance (Miles)	09/10	10/11	11/12	12/13	13/14	Approved enrolment	Unfilled places	13/14 SEN
	Controlled									
501-2621	Aughnacloy PS	-	105	115	114	119	126	116	-10	5
501-2611	Lisfearty PS	5.2	50	50	45	45	36	74	38	*
501-6643	Richmond PS	5.3	89	85	84	86	91	145	54	*
501-2635	Augher Central PS	8.5	38	45	64	72	78	80	2	*
501-2538	Churchill PS	8.9	66	56	53	56	57	82	25	*
	(7 Miles) Sub total		348	351	360	378	388	497	109	11
501-2657	Walker Memorial PS	9.1	85	82	74	74	72	135	63	*
501-1132	Killylea PS	11.1	57	64	73	74	67	92	25	*
501-1117	Drumsallen PS	12.3	51	42	38	40	35	93	58	*
501-2696	Carntall PS	13.1	78	84	90	78	73	82	9	*
	(10 Miles) Sub Total		619	623	635	644	635	899	264	20
	Maintained									
503-6363	St Mary's PS, Aughnacloy	0.7	91	93	94	97	98	82	-16	*
503-2735	St Mary's PS, Ballygawley	5.1	111	116	116	114	107	136	29	#
503-2387	Derrylatinee PS	6.3	96	90	92	82	81	106	25	*
503-2306	St Malachy's PS	6.8	40	38	40	40	38	99	61	*
503-2734	St Mary's PS, Cabra	7.0	220	211	202	200	208	211	3	*
503-6463	St Joseph's PS	7.8	36	40	46	46	46	87	41	*
503-2727	St Brigid's PS	8.4	42	39	38	35	28	80	52	*
	(7 Miles) Sub total		636	627	628	614	606	801	195	19
503-2591	Roan St Patrick's PS	8.7	87	99	106	119	116	83	-33	*
503-2463	Blessed Patrick O'Loughran PS	9.5	94	93	90	97	87	116	29	*
203-2612	St Matthew's PS	9.7	32	33	30	29	29	81	52	*
503-2624	St Macartan's PS	10.7	66	63	56	56	52	136	84	*
203-2573	St Brigid's PS	10.9	69	66	65	71	65	80	15	*
503-6033	St Joseph's PS	11.1	170	180	181	174	192	213	21	*
503-6598	Our Lady's PS	11.6	122	120	131	139	135	175	40	*
203-2723	Roscavey PS	11.6	39	36	40	43	47	91	44	*
	(10 Miles) Sub Total		1315	1317	1327	1342	1329	1776	447	31
	Irish Medium									
504-6695	Gaelscoil Aodha Rua	11.6	-	-	12	31	48	58	10	-
	(10 Miles) Sub Total		0	0	12	31	48	58	10	0
	Grant-Maintained Integrated									
506-6554	Windmill Integrated PS	11.5	202	203	205	215	206	210	4	7
	(10 Miles) Sub Total		202	203	205	215	206	210	4	7
	Total		2136	2143	2179	2232	2218	2943	725	58

Unfilled places - approved enrolment compared to 2013/14 actual enrolment (including SEN).

DP no 298 approved March 2014 as a result approved enrolment at Augher Central PS will gradually increase from 80 to 115 pupils commencing from September 2014.

## Historical Intakes at Schools in the Area (within a 7/10 mile radius)

Ref No	School Name	09/10	10/11	11/12	12/13	13/14	Approved admission	Unfilled P1 places	First pref apps 2013	13/14 SEN
	Controlled									
501-2621	Aughnacloy PS	15	21	17	19	19	17	-2	23	*
501-2611	Lisfearty PS	8	7	4	4	5	11	6	5	*
501-6643	Richmond PS	8	16	10	11	19	21	2	18	*
501-2635	Augher Central PS	7	12	9	12	14	11	-3	15	*
501-2538	Churchill PS	6	5	5	6	9	12	3	3	*
	(7 Miles) Sub total	44	61	45	52	66	72	6	64	*
501-2657	Walker Memorial PS	17	11	9	12	12	19	7	7	*
501-1132	Killylea PS	13	11	10	13	8	13	5	10	*
501-1117	Drumsallen PS	7	2	4	5	1	13	12	-	*
501-2696	Carntall PS	11	10	17	6	8	12	4	11	*
	(10 Miles) Sub Total	92	95	85	88	95	129	34	92	*
	Maintained									*
503-6363	St Mary's PS, Aughnacloy	12	12	18	17	17	12	-	15	*
503-2735	St Mary's PS, Ballygawley	16	15	15	17	13	19	6	19	*
503-2387	Derrylatinee PS	12	11	13	7	18	15	-	10	*
503-2306	St Malachy's PS	8	9	6	3	4	14	10	8	*
503-2734	St Mary's PS, Cabra	28	24	28	32	32	30	-	20	*
503-6463	St Joseph's PS	8	8	10	5	7	12	5	5	*
503-2727	St Brigid's PS	4	4	5	1	2	11	9	1	*
	(7 Miles) Sub total	88	83	95	82	93	113	30	78	*
503-2591	Roan St Patrick's PS	20	17	15	21	11	12	1	19	*
503-2463	Blessed Patrick O'Loughran PS	16	9	12	11	9	17	8	16	*
203-2612	St Matthew's PS	7	4	6	6	4	11	7	4	*
503-2624	St Macartan's PS	8	5	8	8	8	19	11	7	*
203-2573	St Brigid's PS	12	9	7	12	9	11	2	5	*
503-6033	St Joseph's PS	22	33	27	27	37	30	-7	38	*
503-6598	Our Lady's PS	15	17	23	26	20	25	5	23	*
203-2723	Roscavey PS	6	6	8	5	9	13	4	6	*
	(10 Miles) Sub Total	194	183	201	198	200	251	61	196	*
	Irish Medium									*
504-6695	Gaelscoil Aodha Rua	-	-	12	20	18	15	-3	17	*
	(10 Miles) Sub Total	-	-	12	20	18	15	-3	17	*
	Grant-Maintained Integrated									*
506-6554	Windmill Integrated PS	30	30	30	29	29	30	1	25	*
	(10 Miles) Sub Total	30	30	30	29	29	30	1	25	*
	<b>Total</b>	<b>316</b>	<b>308</b>	<b>328</b>	<b>335</b>	<b>342</b>	<b>425</b>	<b>93</b>	<b>330</b>	<b>*</b>

Unfilled P1 places - approved admission compared to 2013/14 actual admission (including SEN).

DP no 298 approved March 2014 as a result approved admission number at Augher Central PS increased from 11 to 16 pupils from September 2014.

## **Alternative Controlled PS provision**

Analysis of the nearest controlled primary school to the 126 pupils attending Augnacloy PS in 2013/14 school year indicates that 41 pupils live closer to one of the other schools within a 10 mile radius;

- Lisferty PS 21
- Richmond PS 6 pupils
- Churchill PS 9 pupils
- Walker Memorial PS 4 pupils
- Drumsallen PS 1 pupil

*A pupil distribution map is attached at Appendix E, Map 2.*

## Population Projections

The 'needs model' used within the area planning process projects school pupil populations over the period 2013 to 2025. The current primary school population projections for the Dungannon and South Tyrone District Council area and the 2103/14 controlled primary school enrolment data is provided in the tables below

Year	Controlled	Maintained	Integrated	Total
2013	1763	4090	222	6075
2014	1843	4282	232	6356
2015	1911	4441	240	6593
2016	1960	4557	247	6765
2017	2020	4699	254	6972
2018	2071	4823	261	7155
2019	2109	4915	266	7289
2020	2131	4967	269	7366
2021	2141	4993	270	7405
2022	2146	5005	271	7421
2023	2144	5000	271	7415
2024	2127	4962	268	7357
2025	2107	4915	266	7288

Source: SELB Primary Area Plan (June 2014)

## Actual enrolment 2013/14

School ref	School name	2013/14 enrolment	Approved enrolment	Unfilled Places
5012635	Augher Central PS	78	80	2
5012621	Aughnacloy Reg PS	126	116	-10
5016391	Bush PS	186	198	12
5012696	Carntall PS	73	82	9
5012538	Churchill PS, Caledon	57	82	25
5012632	Donaghmore PS	60	87	27
5012720	Dungannon PS	252	223	-29
5016088	Fivemiletown PS	190	180	-10
5012646	Howard PS, Dungannon	273	319	46
5016680	Killyman PS	159	165	6
5012611	Lisfearny PS	36	74	38
5012636	Moy Regional PS	65	133	68
5012719	Newmills PS	66	113	47
5016643	Richmond PS, Ballygawley	91	145	54
5012657	Walker Memorial PS, Castlecaulfield	72	135	63
TOTAL		1784	2132	348

Note 1: 2013/14 enrolment numbers include pupils with SEN

Note 2: Fivemiletown PS approved enrolment number is being phased up from 180 to a maximum to 205 (DP280 refers).

Note 3: Augher Central PS approved enrolment number is being phased up from 80 to a maximum to 115 (DP298 refers).

The projected total enrolment number at the controlled primary schools in the Dungannon and South Tyrone DC area increases steadily in future years until it peaks at 2146 pupils in 2022/23 school year.

The 2013/14 total approved enrolment number at the 15 controlled primary schools is 2132 pupils; this figure is not exceeded by the projected enrolment in the controlled sector until the 2021/22 school year.

## Open Enrolment - School Admissions

Departmental policy on admission numbers is to maximise parental preference within the related responsibility to maintain a viable estate of schools. Admissions to individual schools are limited by their approved admissions and enrolment numbers (which takes account of the physical capacity of the accommodation available). This is necessary to maintain a viable schools estate.

### Permitted variation to admissions without recourse to DE

Under paragraph 25 of Circular 2012/12 *Open Enrolment in Primary Schools*, the Department permits schools to exceed their admissions number in any one year, subject to class size policy, by a specified percentage without recourse to the Department to enable them to deal with peaks in admissions numbers, particularly where alternative schools are not available. A school can only make use of this mechanism provided pupils admitted in this way do not cause the school to exceed the overall approved enrolment number. In the case of this school the variation permitted is 20% allowing a maximum admissions number of 20.

### Temporary Variations (TV) in admissions subject to DE approval

Schools can request a temporary increase of their admissions number from the Department for one year only, to cater for particular demographic pressures in an area e.g. a larger than normal cohort of children seeking admission could lead to insufficient places being available in all schools of a particular type in the area.

School Access Team advise that Aughnacloy PS has had temporary increases of its admissions and/or enrolment number approved in the last 2 years as follows:

School Year	Approved Admissions	Approved Enrolment	Temporary Variations Approved (to total of)	
			Admissions	Enrolment
2014/15	17	116	18	129*
2013/14	17	116	19	121

## Admissions and Enrolment Numbers

The schools current approved enrolment number is 116 and P1 admission number is 17 (maximum 20). The DP proposes to increase the enrolment number to 145 (and admission number to 21) from 1 September 2015 or as soon as possible thereafter.

Enrolment and admissions numbers of primary schools are set by the Department having regard to the teaching accommodation available. The revised admissions number would normally apply from 1 September 2015 or as soon as possible thereafter and SAT will then phase in increases to the enrolment number annually. The Department consults on proposed numbers with schools and with the appropriate Education and Library Board so any phased increase would be agreed with the school concerned.

## **SIT Comments**

SIT has no concerns or issues to raise regarding the proposed increase in the school's enrolment number.

It is noted that the school's enrolment has increased steadily in the past 6 years from 99 in 2008/09 to 126 in 2013/14 and its current enrolment is above the approved enrolment number (116).

Key Stage 2 performance was above the NI average in the new Levels of Progression for both 'Communication in English' and 'Using Maths' in 2012/13.

<b>Key Stage <u>Two</u> Assessments - % of pupils achieving</b> 2012/13 Levels of Progression		
	<b>All Pupils</b>	<b>Excludes LSC Pupils</b>
<b>KS2 Communication (English) (L4 or above)</b>		
School	94.4	94.4
ELB average	79.1	79.7
Northern Ireland average	77.1	77.7
<b>KS2 Using Maths (L4 or above)</b>		
School	94.4	94.4
ELB average	80.3	81.0
Northern Ireland average	78.5	79.1

In 2011/12 performance was below the NI average (75% v 82.8% in English; 66.7% v 83.7% in Maths) and had declined compared to the previous two years (2009/10 and 2010/11) when performance had been just below the NI average.

<b>Key Stage <u>Two</u> Assessments - % of pupils achieving</b> Trends 2009/10 to 2011/12 Levels of Attainment			
	<b>2009/10</b>	<b>2010/11</b>	<b>2011/12</b>
<b>KS2 English (L4 or above)</b>			
School	80.0	81.0	75.0
ELB average	83.5	83.8	82.7
Northern Ireland average	81.4	82.4	82.8
<b>KS2 Maths (L4 or above)</b>			
School	80.0	81.0	66.7
ELB average	85.0	85.1	84.2
Northern Ireland average	82.5	82.9	83.7

Taking account of the fact that the most recent data (2012/13) shows the school to be performing above the NI average it is unlikely that this relatively small increase in the overall enrolment would adversely impact on Key Stage performance.

The most recent ETI inspection was in 2007 so we have no recent information on the leadership and management capacity of the school.

## **Financial Implications**

### **School Budget**

Aughnacloy PS had a surplus of £112,590, or 22.77% of available delegated resources, at March 2014.

The school's Funding Authority (the SELB) considers its financial plans unacceptable, although it should be noted that the 2014-17 school financial planning process is still ongoing.

The forecast position at March 2017 for Aughnacloy PS is a surplus of £70,816, or 14% of available delegated resources.

### **Staffing**

The SELB advise that no additional teaching staff would be required as the school currently operates with 5 teachers

### **Site and Accommodation**

The SELB has confirmed that no extension is necessary as the school currently operates with 5 classrooms.

The SELB, however, advise that the school would benefit from the provision of a resource area and multi-purpose rooms, which would cost approximately £60,000.

**ETI Comments**

Aughnacloy Primary School is situated on the edge of Aughnacloy town. The children who attend the school come from the town and the outlying rural areas. The principal has been in post since September 2013. The overall effectiveness of the school was evaluated as good at the time of the most recent inspection in October 2006.

The District Inspector reported positively on her visit to the school in September 2014 and noted that the principal demonstrated a clear vision for the school and the commitment of the leadership to ongoing school improvement.

The enrolment in Aughnacloy Primary School has increased steadily over the last five years and currently stands at 129 children. The school has applied for, and has been granted, a temporary variance in each of the last three school years. This year, four children did not get a place in Aughnacloy Primary School which was their first choice school.

The rising enrolment is mainly due to an influx of families to live in the area and to parental choice. The local maintained school reports a similar rise in enrolment and is also at full capacity.

The nearest controlled primary school is Lisferty Primary School which is approximately five miles from Aughnacloy. Lisferty has currently an enrolment of 36 children and does have spare capacity.

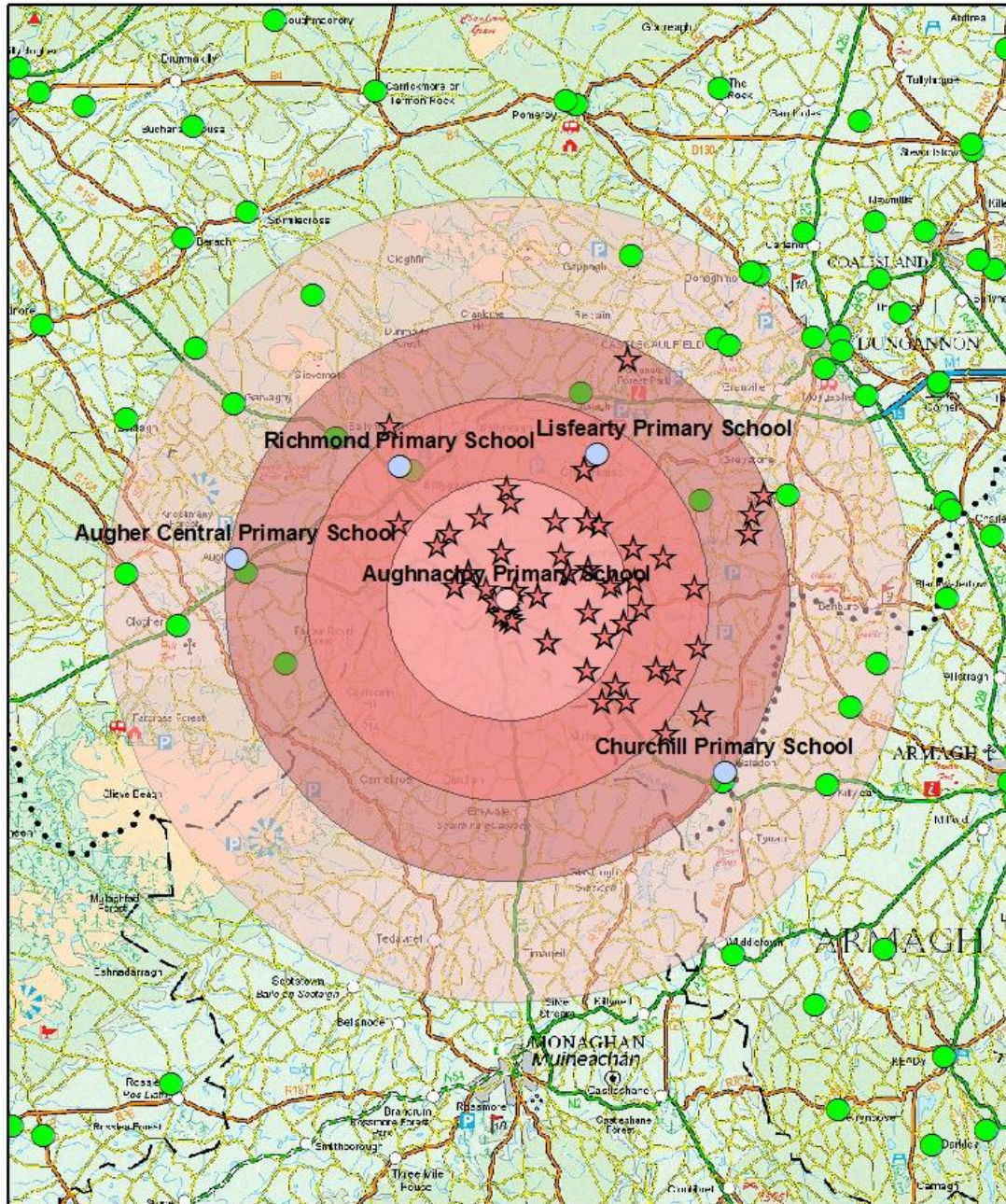
The Education and Training Inspectorate (ETI) supports the Development Proposal to increase the enrolment for Aughnacloy Primary School; this support is based on the enrolment trend over the last five years and the demographic changes in the area.



School Location Maps

Map 1

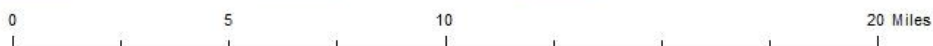
Aughnacloy Primary School



- Aughnacloy PS
- ★ Aughnacloy Pupils
- Controlled PS

**Buffer**

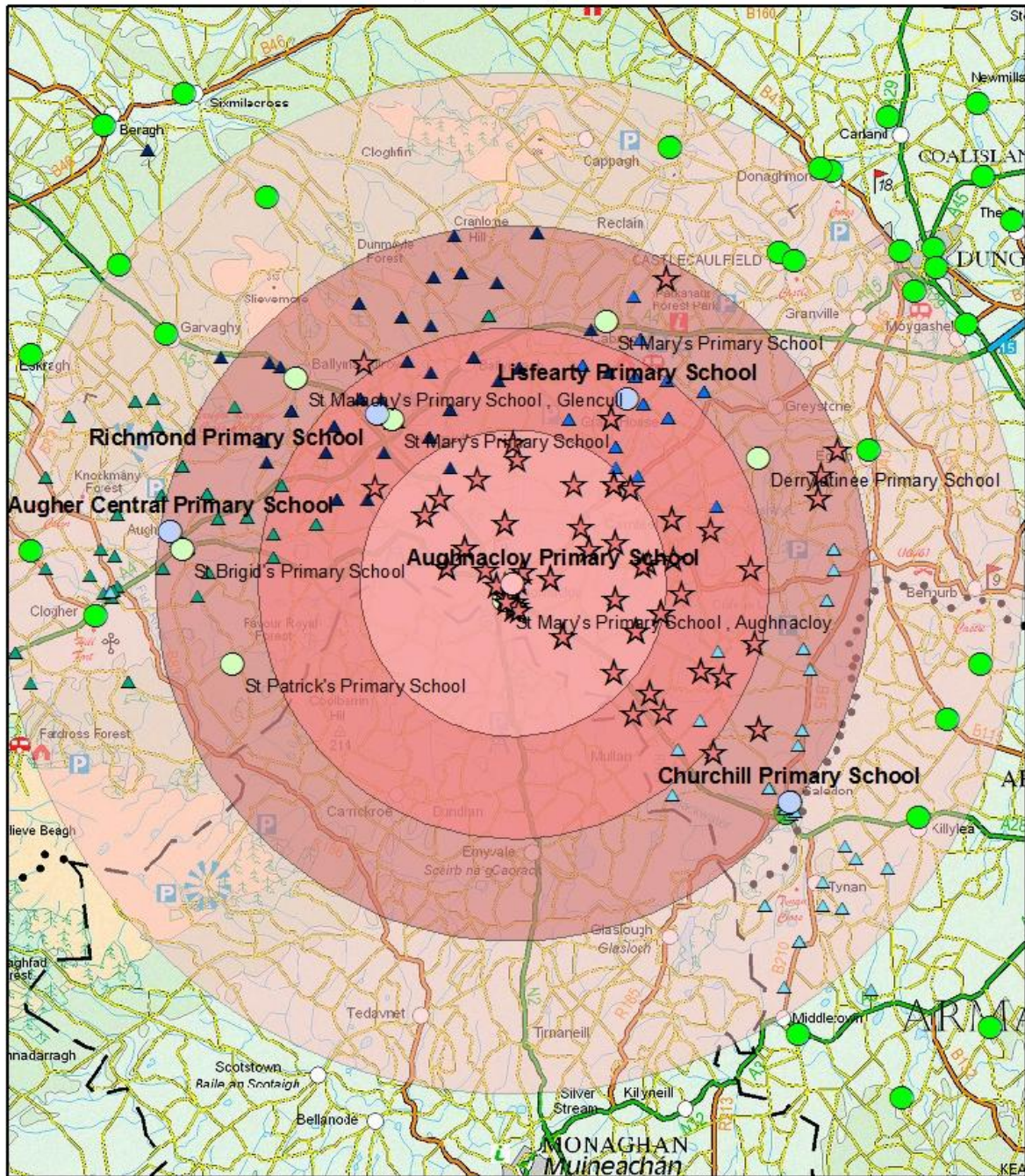
- 3 mile Buffer
- 5 mile Buffer
- 7 Mile Buffer





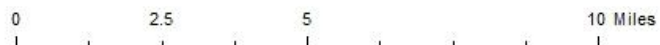
Map 2

## Aughnacloy Primary School



### Legend

- Aughnacloy PS
- ★ Aughnacloy Pupils
- Controlled PS
- ▲ Churchill PS pupils
- ▲ Lisfearly PS pupils
- ▲ Augher Central PS pupils
- ▲ Richmond PS pupils



**Draft Wording for the DP Outcome Letter**

**DP 317 (SELB) – PROPOSAL TO INCREASE THE CAPACITY IN AUGHNACLOY PRIMARY SCHOOL FROM 116 TO 145 PUPILS.**

I refer to the above Development Proposal which proposes an increase in the approved enrolment at Aughnacloy Primary School (PS) from 116 to 145 pupils, with effect from 1 September 2015 or as soon as possible thereafter.

The Minister has given very careful consideration to this proposal and has decided that it should not be approved.

In reaching his decision the Minister noted that although the enrolment at Aughnacloy PS has grown steadily in recent years there is a high level of unfilled places at controlled primary schools in the wider area. On that basis, the Minister concluded that there are sufficient places to meet the demand from parents in the locality at this time and therefore he could not endorse the proposal.