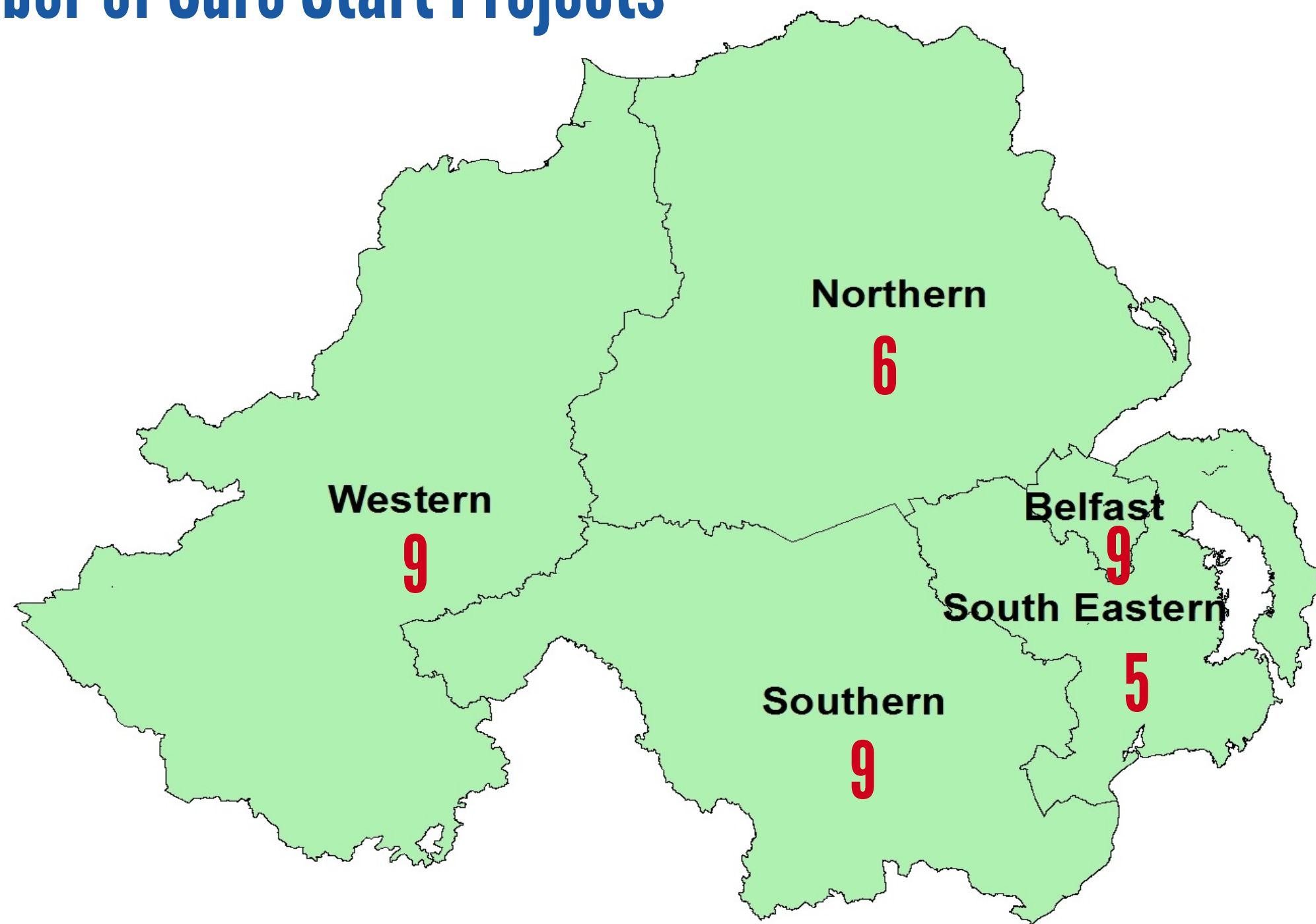



Number of Sure Start Projects



Total DE funded Sure Start Projects **38**

Sure Start Funding

DE funding of Sure Start has almost tripled in the last 19 years



Expansion of Sure Start (2013-2017)

- **4** new Sure Start projects created - now **38**

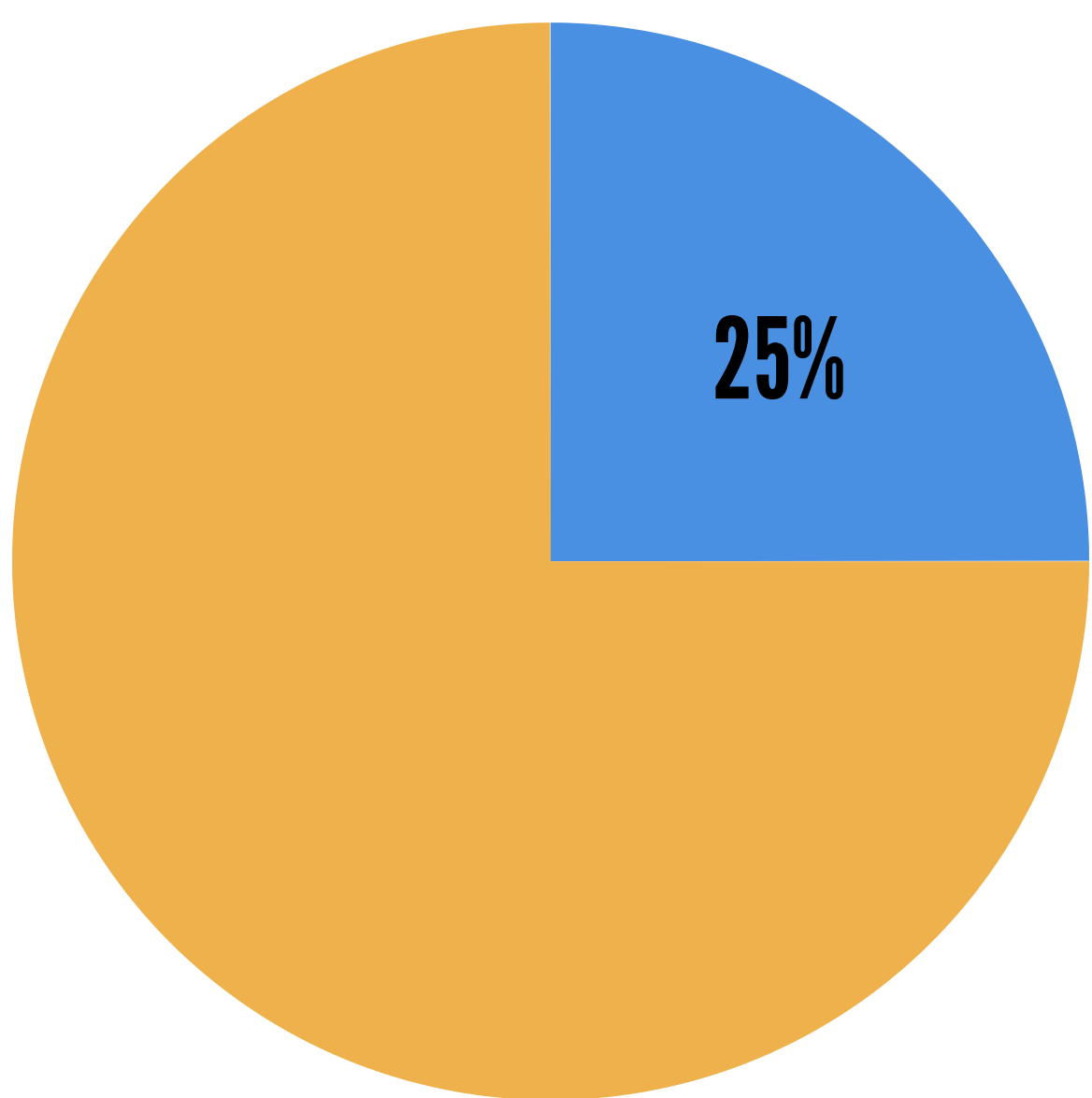
- **13** projects expanded their existing boundaries as a result...

- Sure Start now in **21** new wards and **4** new SOAs

-DE funding 2019/20 **£25.5m**




Sure Start Provision



Provision in at least the 25% most disadvantaged areas



18,303 (52%) of eligible mothers




2,587 (28%) of eligible fathers



22,052 (61%) of eligible families

are accessing Sure Start services


39,000 children (and their families) eligible to receive Sure Start services



Over **30,000** 0-3 year olds (and their families) registered with their local Sure Start

The overall number registered reflects a slight decrease from 2018/19 due to the impact of the COVID-19 pandemic in March 2020

Sure Start - Development Programme for 2-3 Year Olds




148 Programmes (funding for at least one in every Sure Start)



Over **6,000** home visits



Over **1,700** children attended the Developmental Programme



612 adults per month attended Stay & Play sessions

Over **27,000** families attended Play Programmes