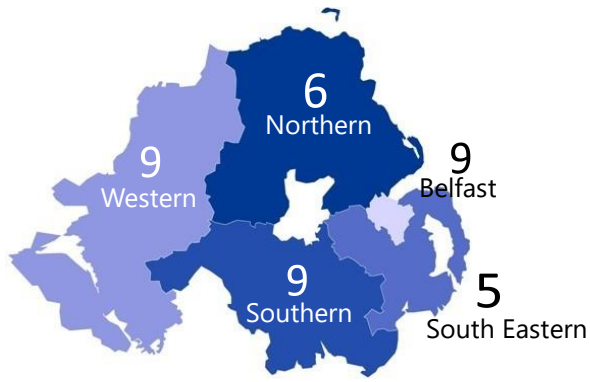


## Number of Sure Start Projects

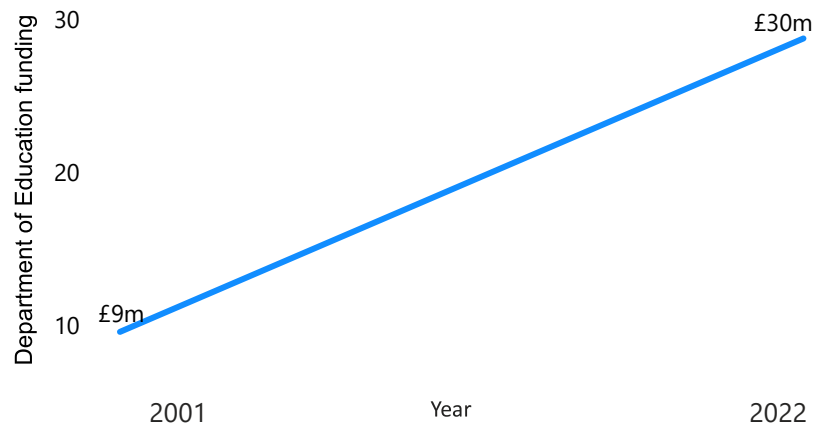


**38**

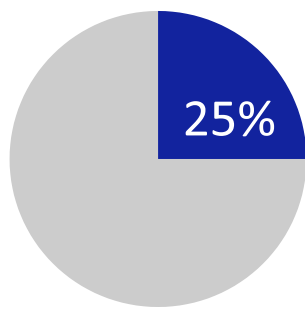
Total DE funded Sure Start Projects

## Sure Start Funding

Funding of Sure Start in the last 22 years



## Sure Start Provision



Provision in at least the 25% most disadvantaged areas

**41,500**

children (and their families) eligible to receive Sure Start services




**Over 37,000**

0-3 year olds (and their families) registered with their local Sure Start

### Accessing Sure Start services



**30,645**  
eligible Mothers



**6,956**  
eligible Fathers



**30,795**  
eligible Families

## Sure Start Developmental Programme for 2-3 Year Olds and Play Programmes

**149**

Developmental Programmes (funding for at least one in every Sure Start)

**Over 2,500**

Developmental Programme Home visits



**Over 1,700**

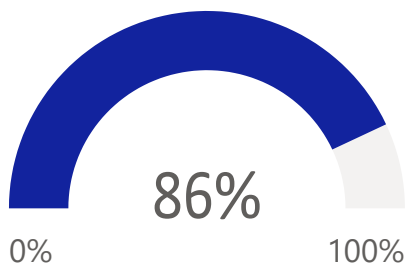
children attended the Developmental Programme

**Over 8,500**

Play Programmes attended (Group Activities / Home Visits / Telephone)

## Sure Start - Improved Speech, Language and Communication Skills (Autumn 2021 to Spring 2022)

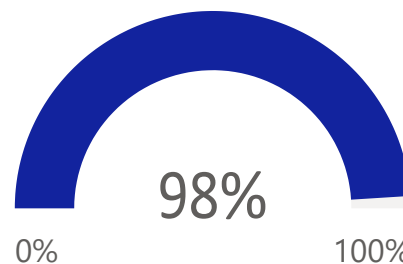
### Hanen Communication Indicator



**914**

(86%) children progressed by at least one stage or who remained at the highest stage

### Bilingual Language Profile



**107**

(98%) children progressed by at least one stage or who remained at the highest stage

## Early Identification of Developmental Delay

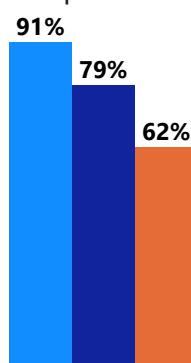
**6,486**

service users were signposted to Early Intervention Services in 2021/22



## Enhanced Parenting Skills

People made progress in at least:



- one outcome area
- two outcome areas
- three outcome areas



**3.2**

Average number of outcome areas in which someone is making progress