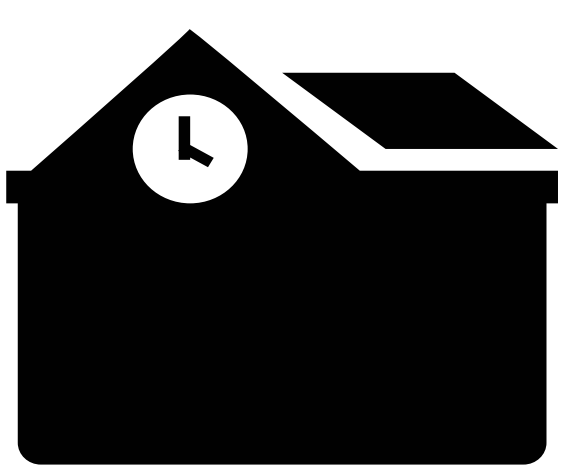


## Number of settings



Compared to last year

Compared to 1998

## Total funded pre-school settings

771

↓ 2

↑ 24

## Funded voluntary and private pre-schools

386

↑ 3

↑ 222

## Nursery schools

95

→ 0

↑ 4

## Schools with nursery classes

245

↑ 2

↑ 166

## Schools with reception classes

45

↓ 7

↓ 364

↓ → ↑ Change on last year

## Enrolments

15,736

9,999

3,407

2,330

1999/00

2018/19


23,576 total funded pre-school pupils ↑ 76

15,386 pupils in nursery schools/classes ↑ 26

8,022 pupils in vol and private pre-schools ↑ 68

168 pupils in reception classes ↓ 18

## 91.7% of all three year olds are in funded pre-school education



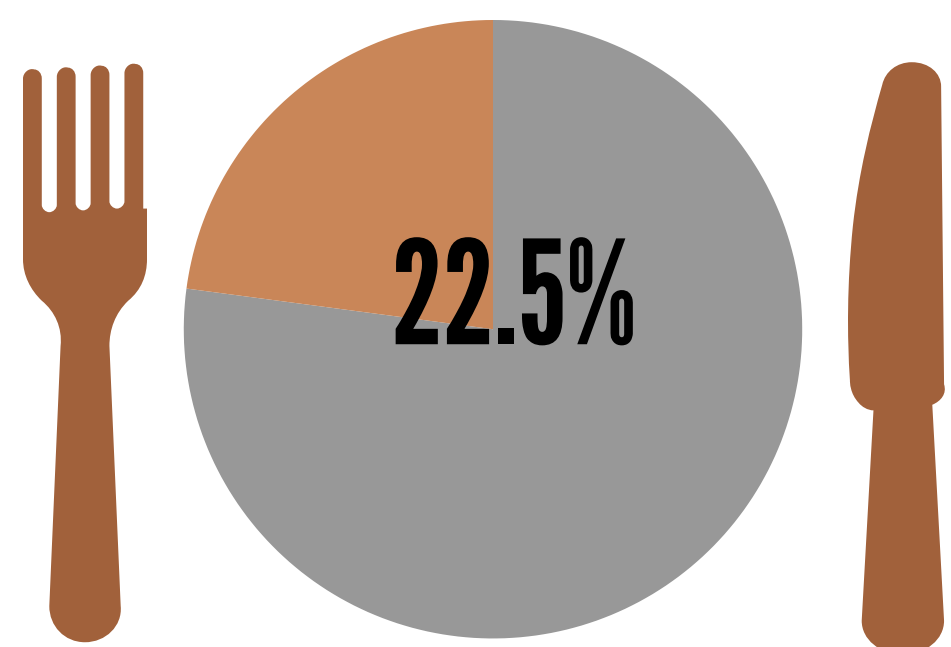
## 60.6% of pre-school pupils are in a part-time place

Part-time 14,284

Full-time 9,292

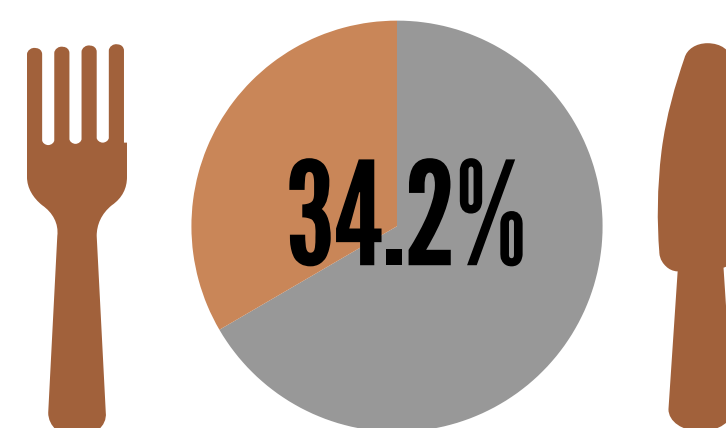


## 5,301 pupils entitled to free school meals / parents on JSA

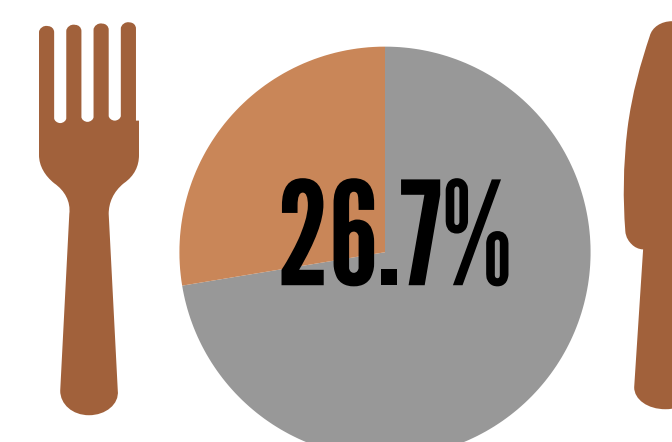


↓ 84 on last year

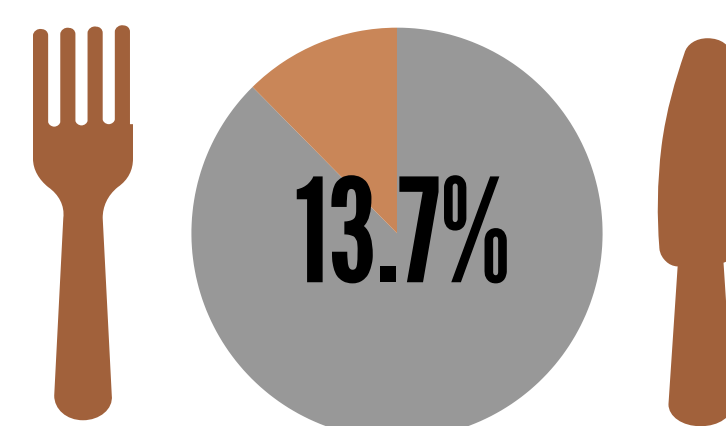
## Nursery schools



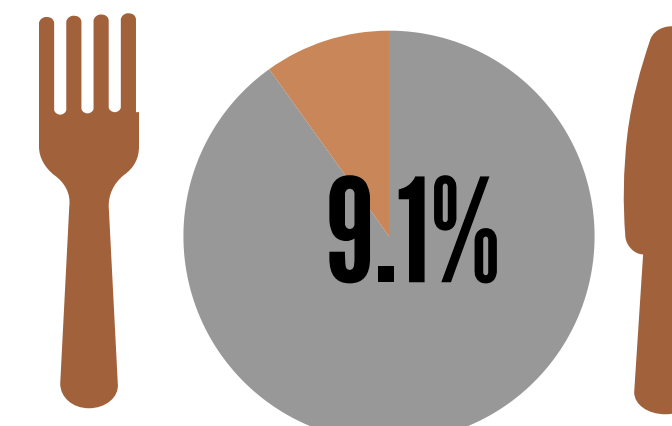
## Nursery classes in primary schools



## Reception classes in primary schools

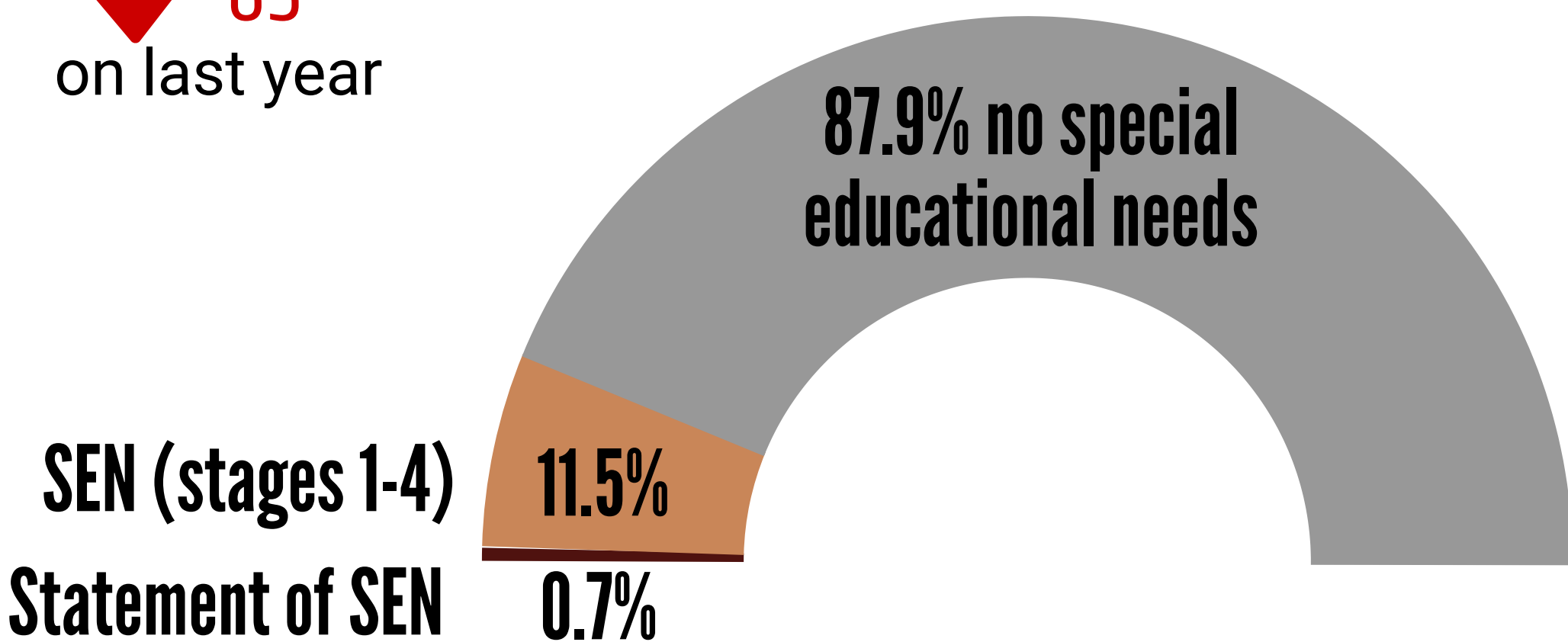


## Funded vol and private pre-schools





## 2,863 pupils with special educational needs

↓ 65 on last year



## Irish medium pre-school education



Settings

Pupils enrolled

Funded voluntary and private pre-schools

Schools with nursery classes

Total funded pre-school settings

28

470

18

495

46

965